


DOLECO

USA



- **Cargo Restraint Solutions**
- **Lifting Solutions**
- **Innovation**

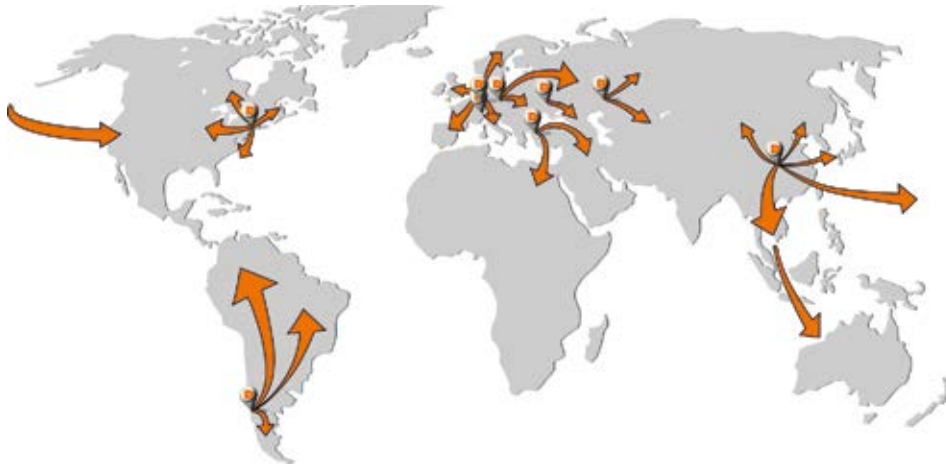
About Us

Dolezych is one of the leading professional manufacturers in the area of load securing technologies, lifting equipment, slings and ropes. With our team of more than 650 employees in 9 countries we are ready to serve you.

DOLECO (Dol'ēēko) USA is the newest company in the 87 year old Dolezych global family of businesses. Dolezych is a unique company focused on supplying the very best value with a keen eye on quality, with R&D departments and manufacturing facilities based in Europe, South America and Asia.

Founded on the principle of being able to provide the fullest offering of products at the best value, DOLECO USA is dedicated to providing not only the widest array of products ranging from wire rope assemblies to web and chain slings as well as all types of load securement, but also engineered solutions to all of your lifting and securement application needs.

We not only meet the demands of our customers but strive to exceed their expectations with quality engineering, quality people and cost efficient production facilities around the world – DOLECO USA.



Catalog Contents

Page

Flatbed Solutions	6-41
Winches	6
EZ Gear Winch	16
Winch Tracks/Bars	17
Winch Straps	18
Patented Innovations	23
Load Securing Nets	24
Transport Chains	25
D-Rings	26
Load Binders	27
Load Anchors	30
Ratchet Straps	30
Tarp Ties	37
Corner/Edge Protection	38
Anti-Slip Mats	39
Flags and Banners	40
Interior Van Solutions	42-49
Logistic Track/Shoring Bars	42
Decking System Components	44
Cam Buckle Straps	47
Utility Tiedowns	49-55
Lifting Slings	56-59
Lifting Slings	56
Round Slings	58
Wire Ropes	60-61
Lifting Chains	62-63
Chain Slings	62
Lever hoists/Chain hoists	63
DoPremium	64-72
Textile Chain DoNova® with Dyneema®	64
DoPremium Products	60
Hardware and Webbing	73-76
Hardware	73-75
Webbing	76
Warranty	77
Guidelines	78
Industry Contact Information	81

Training Academy and Research Institute – Developing innovative solutions in load securing and improving safety



With the 2014 opened F&T LaSiSe institute nearby the Dolezych headquarter, we have at our disposal a unique research location accommodating a training academy, a research institute and an outdoor research lab for road trials for all vehicle classes. The test track embedded in an area of 12.5 hectares is equipped with state-of-the-art measuring technology. A total of just over 6.5 million Euros was invested in this load securing “flagship”.

Three modules are available for road tests: Many various conditions for load securing can be simulated in

road tests on the circular course, hill track and dynamic motion platform. The data measured in the process can then be scientifically assessed.

The aim of the Institute is to increase traffic safety in transport by road, rail, waterways and in the air to improve protection for employees. Proper load securing plays a central role as part of the overall logistics process and should also be held accountable on criteria such as cost-effectiveness and efficiency.

Modern test track: Demonstration on Open Day (Photo: G. Goldstein)





Doleco Test Laboratory Guarantees High Quality Products

The in-house test laboratory is a vital part of the Doleco High Quality Policy.

With our calibrated testing machines we ensure that only raw material that complies with the requested specification finds its way into our production line. Constant checks of the ready made products furthermore provide a consistent product quality.

Satisfied customers all over the world benefit from reliable quality with up to date and safe products from Doleco.





Web Winches

Doleco USA winches comply with WSTDA-T3 and Canadian Standard 905 regulations. Available in different frame configurations to satisfy a variety of applications and load requirements.



All winches shown below are right hand models unless otherwise specified.

- Black powder coat finishes are standard on all Doleco USA winches
- Stamped working load limit and Doleco name certify quality

All products are labeled with UPC-Code.

Everlast 500

Any Doleco USA winch that is shown on the following pages is also available in an innovative Everlast 500 finish. For ordering this finish just change the prefix to 2812 (instead of 2810; see example on p. 7). For Everlast 1K use prefix 2811.

Four-Way Corrosion Protection

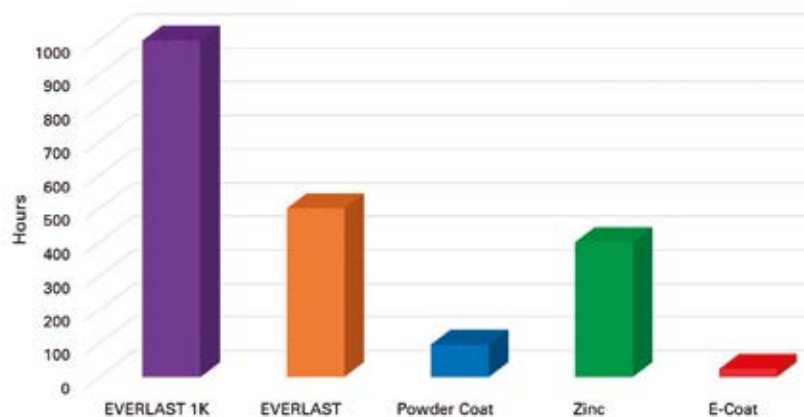
- **Barrier Protection:**
Overlapping zinc and aluminum flakes provide an excellent barrier
- **Galvanic Action:**
Zinc corrodes to protect steel
- **Passivation:**
Metal oxides slow down the corrosion reaction of zinc and steel
- **Self-Repairing:**
Zinc oxides and carbonates migrate to the damaged area to repair and restore the coating
- **Paintable:**
Due to water based product



Advantages

- **Thin:** 5-7 microns
- **Hydrogen Embrittlement Free Process:**
Coating does not require acid pickling or electroplating
- **Bimetallic Corrosion Resistant:**
Aluminum flake eliminates the typical bimetallic cell of zinc coatings
- **Solvent Resistant:**
Inorganic nature causes it to be resistant to organic solvents
- **Heat Resistant:**
Maintains corrosion resistance even following an intermittent heat shock
- **Conductive:**
Concentration of metallic flake allows an electrical current to be passed
- **Salt Spray Resistance:** 1,000 hours
- **Better Than Pure Zinc:**
3 times greater corrosion protection than pure zinc

Salt Spray Test



Environmental Benefits

- **No Toxic Metals:** Free of nickel, cadmium, lead, barium and mercury
- **Water Based:** Free from dangerous solvents
- **VOC Compliant:** Under EPA RACT requirements



**Everlast 500 Double L
Standard Winch**

Weight:	6.5 lbs./2.9 kgs.
WLL:	5,500 lbs./2,500 kgs.
Part No.:	2812 0033

The units shown in the diagrams below are in inches.

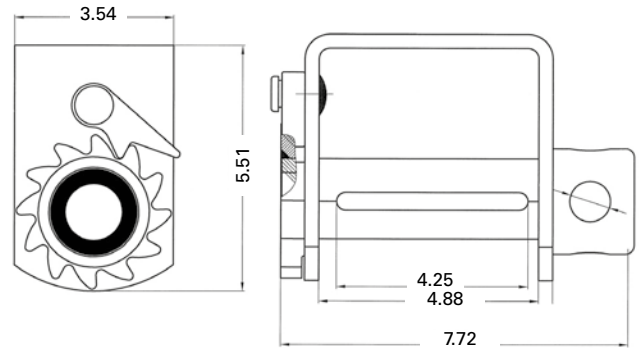
Bottom Mount Winches

A lighter, 7 mm frame design is available on several models. Please contact customer service (Phone 203-440-1940, e-mail sales@doleco-usa.com).



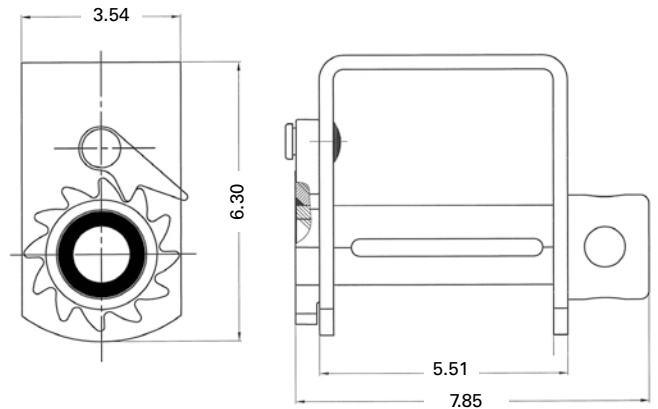
Standard Weld-On

Weight:	9.6 lbs./4.4 kgs.
WLL:	5,500 lbs./2,500 kgs.
Part No.:	2810 0006



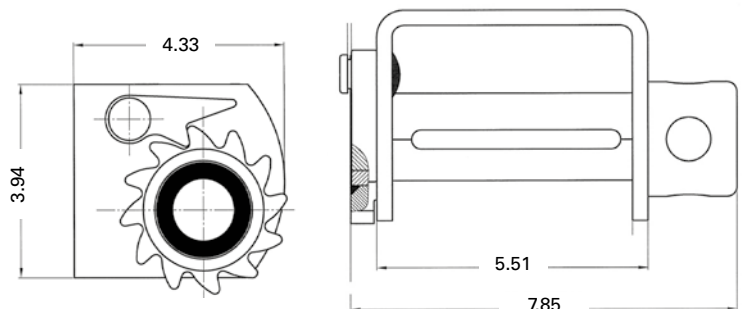
Storable Weld-On

Weight:	8.5 lbs./3.9 kgs.
WLL:	5,500 lbs./2,500 kgs.
Part No.:	2810 0016



**Low Profile Side
Mount Weld-On**

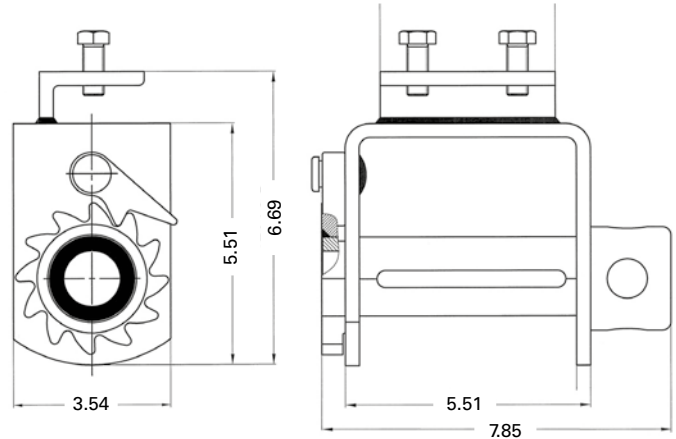
Weight:	7.3 lbs./3.3 kgs.
WLL:	5,500 lbs./2,500 kgs.
Part No.:	2810 0020





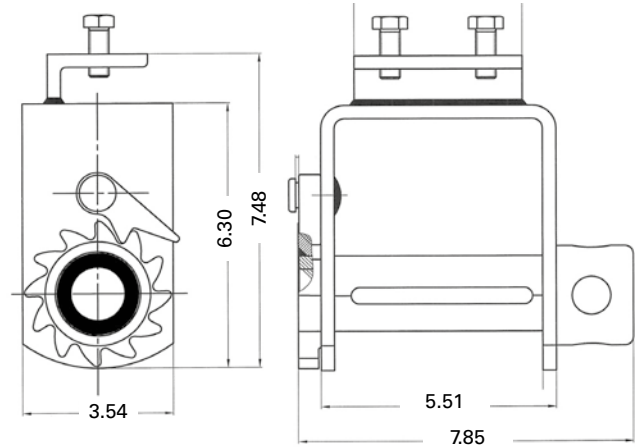
**Standard Portable
with 2 Set Screws**

Weight:	10.7 lbs./4.85 kgs.
WLL:	5,500 lbs./2,500 kgs.
Part No.:	2810 0008



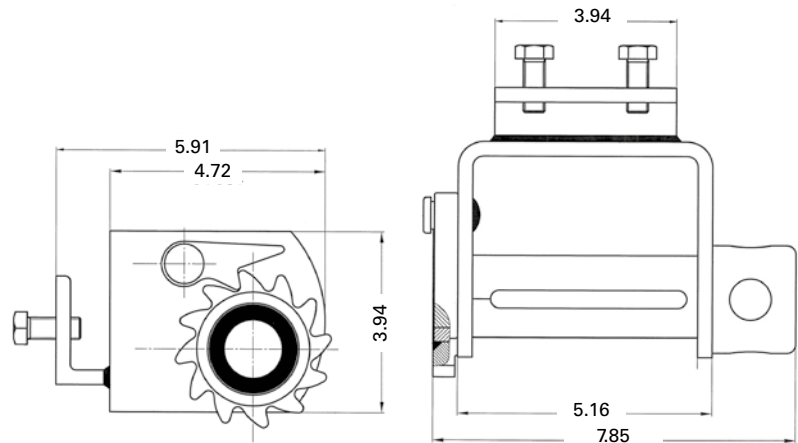
**Storable Portable
with 2 Set Screws**

Weight:	11.2 lbs./5,1 kgs.
WLL:	5,500 lbs./2,500 kgs.
Part No.:	2810 0007



**Side Mount Low Pro-
file, Portable with 2SS**

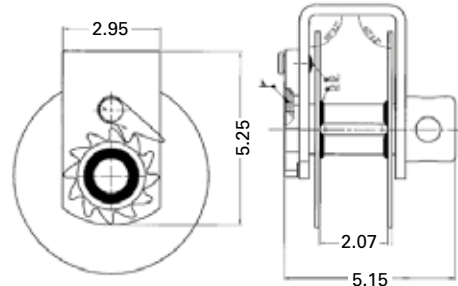
Weight:	10.1 lbs./4.5 kgs.
WLL:	5,500 lbs./2,500 kgs.
Part No.:	2810 0009





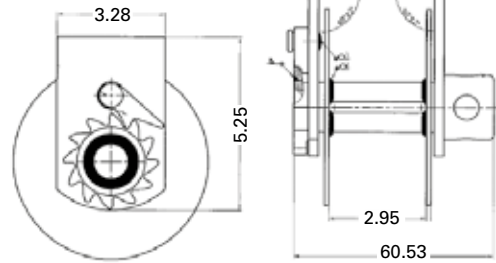
**Bottom Mount
Standard Storage
2" Spool**

Weight:	10.4 lbs./4.72 kgs.
WLL:	5,500 lbs./2,500 kgs.
Part No.:	2810 0017



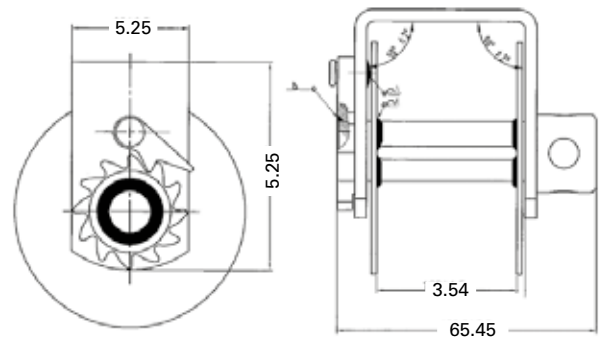
**Bottom Mount
Standard Storage
3" Spool**

Weight:	10.5 lbs./4.77 kgs.
WLL:	5,500 lbs./2,500 kgs.
Part No.:	2810 0018



**Bottom Mount
Standard Storage
4" Spool**

Weight:	12.5 lbs./5.7 kgs.
WLL:	5,500 lbs./2,500 kgs.
Part No.:	2810 0019



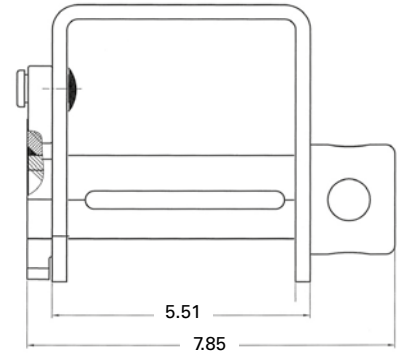



Sliding Winches



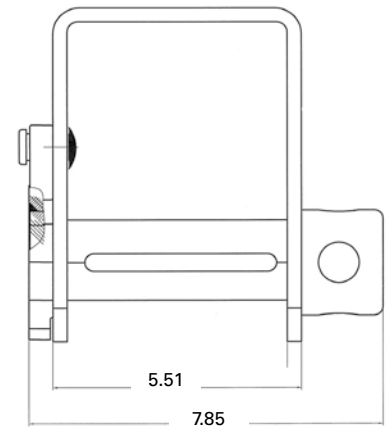
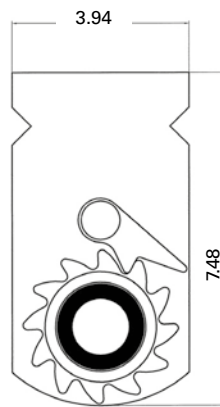
**Standard
CTrack Slider**

Weight:	10.3 lbs./4.7 kgs.
WLL:	6,000 lbs./2,730 kgs.
Part No.:	2810 0014



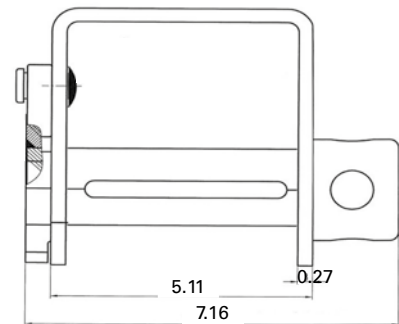

**Storable
CTrack Slider**

Weight:	11.4 lbs./5.2 kgs.
WLL:	6,000 lbs./2,730 kgs.
Part No.:	2810 0010



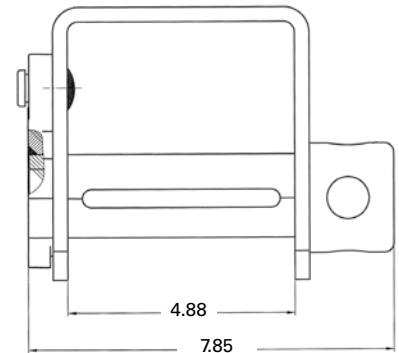
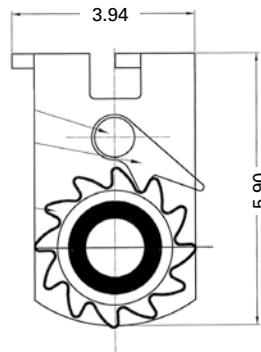
**Low Profile
CTrack Slider**

Weight:	11.8 lbs./5.4 kgs.
WLL:	5,500 lbs./2,500 kgs.
Part No.:	2810 0013



**Standard Double
LTrack Slider**

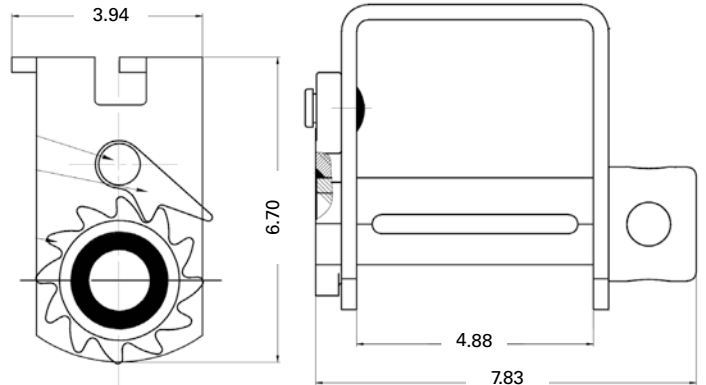
Weight:	6.5 lbs./2.9 kgs.
WLL:	5,500 lbs./2,500 kgs.
Part No.:	2810 0033





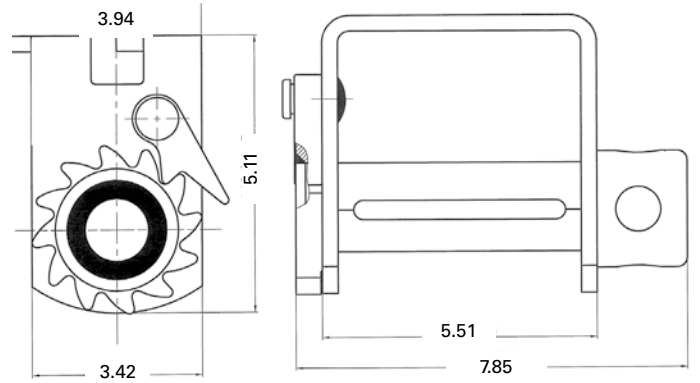
Storable Double L Track Slider

Weight:	9.5 lbs./4.3 kgs.
WLL:	5,500 lbs./2,500 kgs.
Part No.:	2810 0031



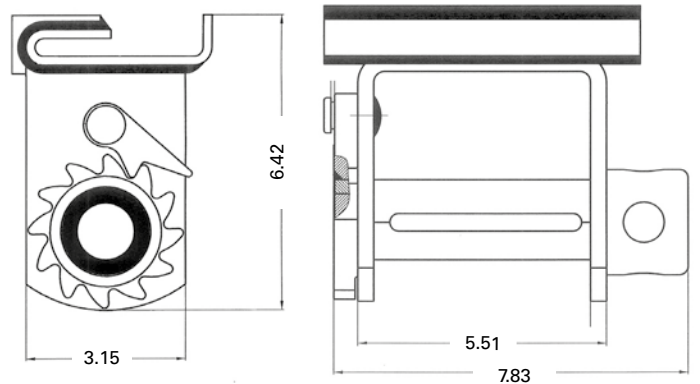
Low Profile Double L Track Slider

Weight:	7.0 lbs./3.2 kgs.
WLL:	5,500 lbs./2,500 kgs.
Part No.:	2810 0035



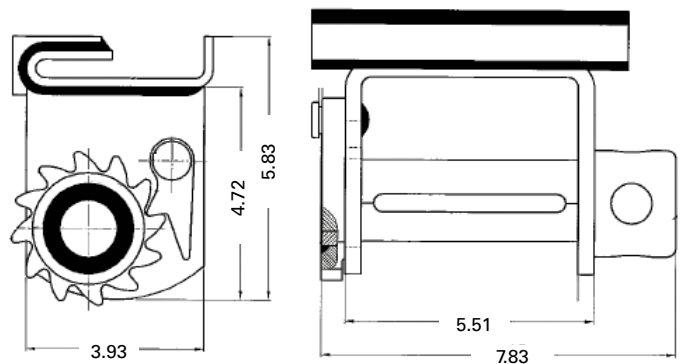
Standard Sliding W Track

Weight:	12.5 lbs./5.7 kgs.
WLL:	5,500 lbs./2,500 kgs.
Part No.:	2810 0037



Low Profile Sliding W Track

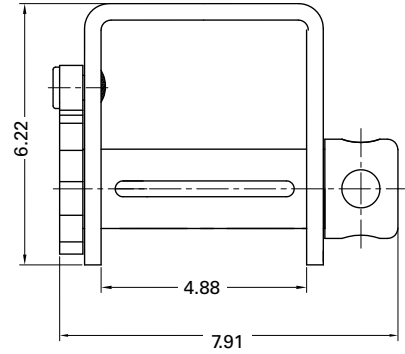
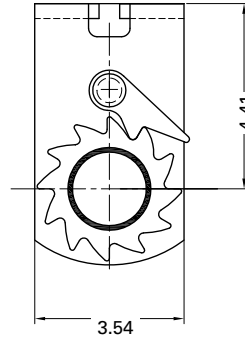
Weight:	11.5 lbs./5.2 kgs.
WLL:	5,500 lbs./2,500 kgs.
Part No.:	2810 0038





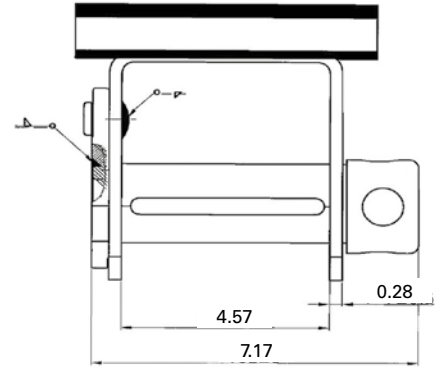
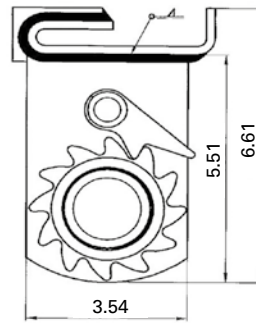
Slider F Style Winch

Weight:	9.5 lbs./4.1 kgs.
WLL:	5,500 lbs./2,500 kgs.
Part No.:	2810 0045



Standard U-Slider

Weight:	13.0 lbs./5.9 kgs.
WLL:	5,500 lbs./2,500 kgs.
Part No.:	2810 0044

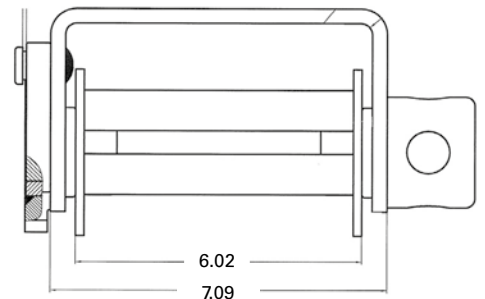
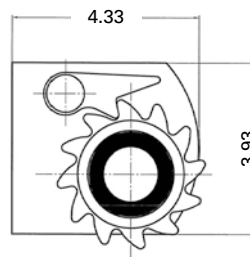


Special Application Winches - 3-Bar and Combination



3-Bar Low Profile Side Mount Weld-On

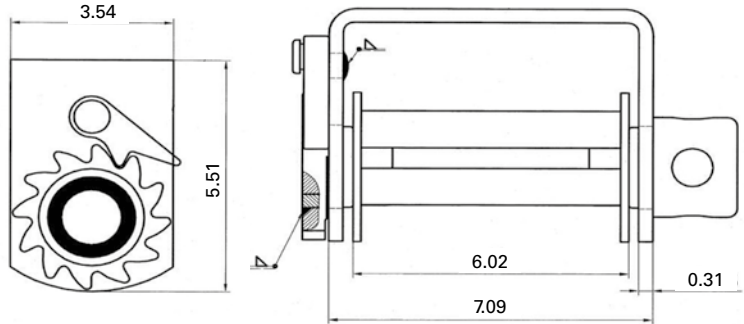
Weight:	13.3 lbs./6.0 kgs.
WLL:	6,000 lbs./2,730 kgs.
Part No.:	2810 0026





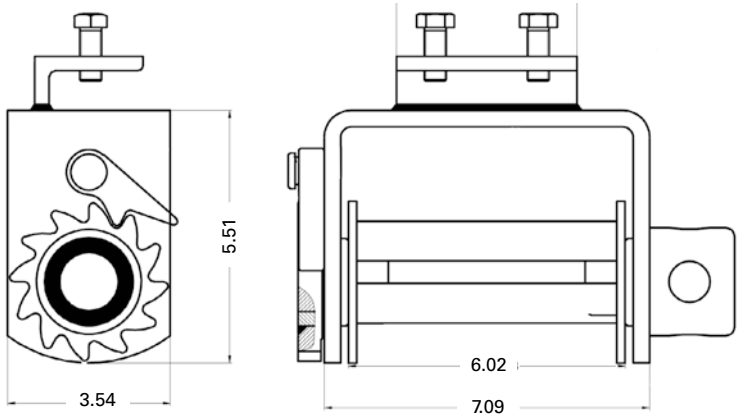
**3-Bar Standard
Weld-On**

Weight:	14.6 lbs./6,6 kgs.
WLL:	5,500 lbs./2,500 kgs.
Part No.:	2810 0027



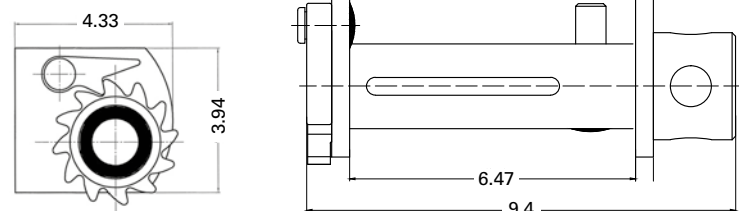
**3-bar Low Profile
Portable with 2 SS**

Weight:	14.6 lbs./6.6 kgs.
WLL:	6,000 lbs./2,730 kgs.
Part No.:	2810 0028



**Low Profile
Combination
Weld-On Side Mount**

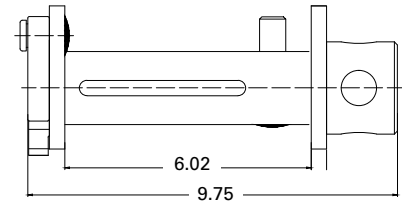
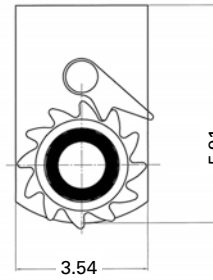
Weight:	10.9 lbs./4.9 kgs.
WLL:	5,500 lbs./2,500 kgs.
Part No.:	2810 0005





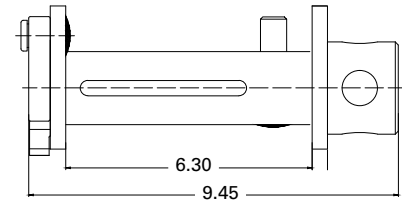
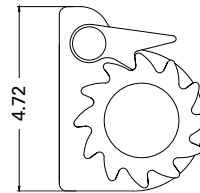
**Standard
Combination Weld-On**

Weight:	10.6 lbs./4.8 kgs.
WLL:	5,500 lbs./2,500 kgs.
Part No.:	2810 0001



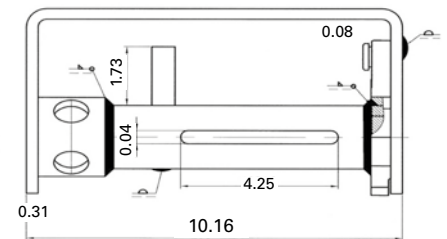
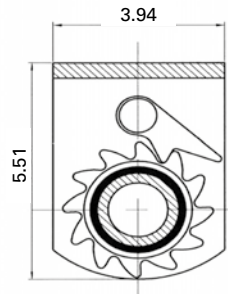
**Low Profile
Combination Leg
Mount Winch**

Weight:	8.7 lbs./3.9 kgs.
WLL:	5,500 lbs./2,500 kgs.
Part No.:	2810 0022




**Combo Winch, Recessed
Box**

Weight:	12.9 lbs./5.9 kgs.
WLL:	5,500 lbs./2,500 kgs.
Part No.:	2810 0021

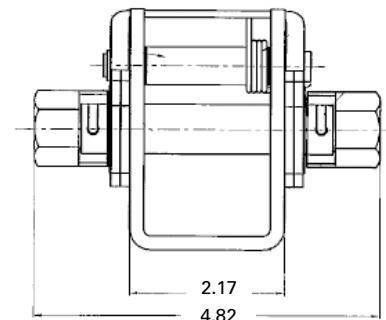
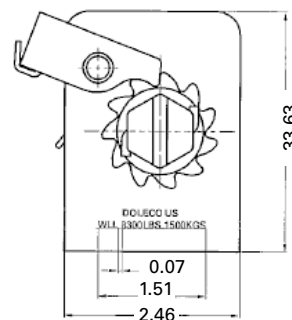


Lashing Winches



**Lashing Winch with
Double Hex Drive,
2 Mounting Holes**

Weight:	3.8 lbs./1.7 kgs.
WLL:	3,335 lbs./5,987 kgs.
Part No.:	2810 0025





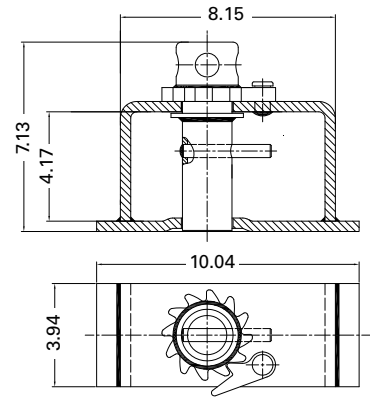
Cable Winches

Doleco USA cable winches are easy to use. Please ensure your cable WLL matches with the safe working load ratings of the winch.

We offer cable winches in right- and left-handed versions.

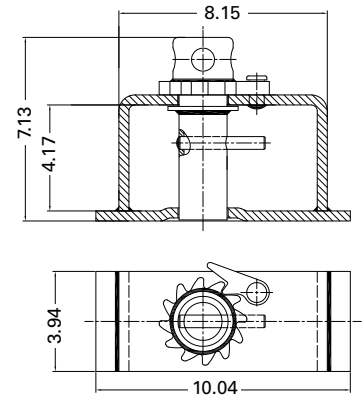
All products are labeled with UPC-Code.

- Black powder coat finishes are standard on all Doleco USA winches
- Stamped working load limit and Doleco name certify quality



End Mount RH

Weight:	15.4 lbs. / 7.0 kgs.
WLL:	5,500 lbs. / 2,500 kgs.
Part No.:	2810 0003



End Mount LH

Weight:	15.4 lbs. / 7.0 kgs.
WLL:	5,500 lbs. / 2,500 kgs.
Part No.:	2810 0004

Flatbed Accessories

Doleco USA heavy duty cable assemblies with zinc plated chain anchor can be used on cable, combination and web winches with side washers to prevent binding. Made of top quality aircraft cable and 19" Gr 70 anchor which meets NACM standard.

Cable Assemblies with Chain Anchor

Size:	WLL:	Weight:	Part No.:
1/4" x 30'	2,300 lbs.	5.5 lbs./ 2.49 kgs.	2370 0009
1/4" x 32'	2,300 lbs.	5.9 lbs./ 2.68 kgs.	2370 0010
7/32" x 30'	1,867 lbs.	4.9 lbs./ 2.22 kgs.	2370 0011
7/32" x 32'	1,867 lbs.	5.1 lbs./ 2.31 kgs.	2370 0012
5/16" x 30'	3,300 lbs.	7.9 lbs./ 3.58 kgs.	2370 0013
5/16" x 32'	3,300 lbs.	8.4 lbs./ 3.81 kgs.	2370 0014





EZ GEAR WINCH

New, Patented EZ Gear Winch uses 22:1 ratio worm gear to accomplish same tensioning ability as 39" winch bar, with no potential for kick-back or injury! Safer, and easier to

use than any standard winch, the EZ Gear uses a hand crank and self-locking design to secure loads. So easy, anyone can use this to tighten loads with far less strength required. Keep workers on the job, working longer due to less injuries. Go with EZ Gear.

EZ Gear Handle

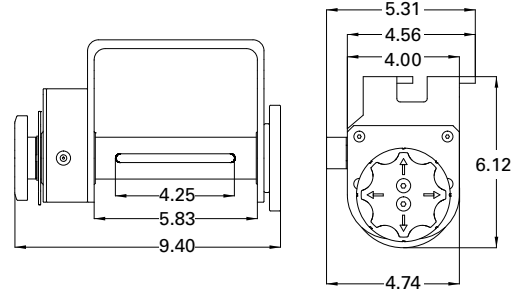


Weight:	1.9 lbs. / .9 kgs.
Color:	Blue
PartNo.:	2820 0010

EzGearWinch-DoubleLSlider



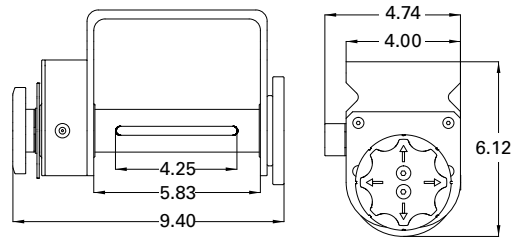
WLL:	5.500 lbs./2.500 kgs.
Weight:	10.25 lbs./5.200 kgs.
Color:	Silver
PartNo.:	2812 0054




EzGearWinch-C-ChannelSlider



WLL:	5.500 lbs./2.500 kgs.
Weight:	10.25 lbs./5.200 kgs.
Color:	Silver
PartNo.:	2812 0055

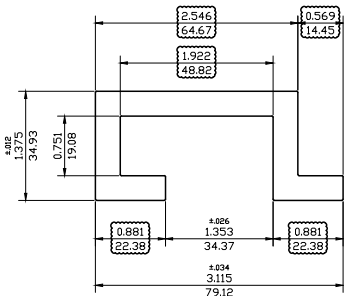


Winch Track For standard C track and Double L track slider winches




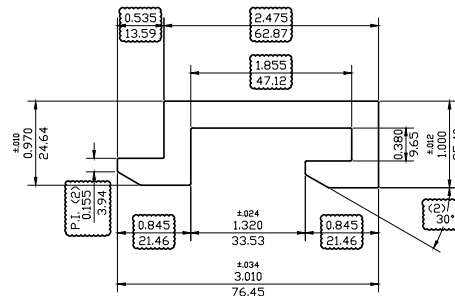
Aluminum Double L Track – Designed for Double L Slider Winches

Weight:	26.25 lbs./ 11.92 kgs.
Length:	10 ft/304.80 cm
Part No.:	2830 0004



Aluminum Double L Track – Low profile Winches

Weight:	16.80 lbs./7.62 kgs.
Length:	10 ft/304.80 cm
Part No.:	2830 0005



Steel C Track – Formed from High Strength 1/4" Steel Plate

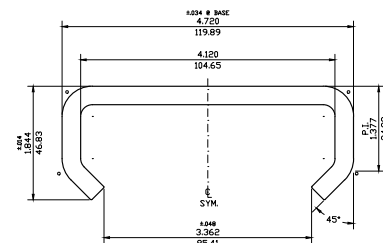
Weight:	39.0 lbs./ 17.73 kgs.
Length:	6 ft/ 182.88 cm
Part No.:	2830 0001

Weight:	78 lbs./ 35.4 kgs.
Length:	12 ft/ 364.76 cm
Part No.:	2830 0002



Aluminum C Track – High Strength Aluminum Extrusion

Weight:	19 lbs./ 8.64 kgs.
Length:	6 ft/ 182.88 cm
Part No.:	2830 0003





Winch Bars

All Doleco USA winch bars feature a knurled grip handle along with angled tapered mushroom tip. This tip design helps to assure the bar remains in the winch cap and does



not slip. All bars are heat treated to provide durability and strength.



Caution – Do not use as a cheater bar for load binders.

Standard Painted

Weight:	5.0 lbs./2.27 kgs.
Part No.:	2820 0001



Combination Box End Chrome

Weight:	6.5 lbs./2.95 kgs.
Part No.:	2820 0002



Standard Chrome

Weight:	6.5 lbs./2.95 kgs.
Part No.:	2820 0003




Combination Chrome

Weight:	5.0 lbs./2.27 kgs.
Part No.:	2820 0004



This new industry standard winch bar offers 2 options for your use



- More efficient, easier to use in all types of weather
- Moves quickly and easily between winches
- Notable sense of balance and ease of use
- With its patented angle and ergonomic design replaces the standard straight winch bar



Xcel I

Weight:	5.0 lbs./2.27 kgs.
Part No.:	2820 0005



- Adds a new feature for chain binders, which turns this bar into a chain binder handle extension for releasing only
- The Xcel's design includes a squared attachment at the end of the handle
- Being able to release the chain binder in a controlled manner offers you the ability to resecure the chain binder should the load begin to shift



Xcel with Box End

Weight:	6.6 lbs./3 kgs.
Part No.:	2820 0007



Winch Straps

Available in many different configurations to suit your specific needs, Doleco winch and ratchet straps meet the highest standards for heavy duty wear, abrasion resistance, and strength. Meeting WSTDA T-1 Standards for Synthetic Web Tiedowns, all Doleco straps are made using the best webbing and most trusted hardware.

Standard 2“ Winch Straps WLL: 3,333 lbs./1,515 kgs.



with Delta Ring

Weight:	3.0 lbs./1.36 kgs.	3.2 lbs./1.45 kgs.
Length:	27 ft	30 ft
Part No.:	2310 1227	2310 1230



with Wire Hook

Weight:	3.0 lbs./1.36 kgs.	3.2 lbs./1.45 kgs.
Length:	27 ft	30 ft
Part No.:	2310 2227	2310 2230



with Flat Hook

Weight:	3.0 lbs./1.36 kgs.	3.2 lbs./1.45 kgs.
Length:	27 ft	30 ft
Part No.:	2310 0227	2310 0230

Standard 3“ Winch Straps WLL: 5,400 lbs./2,450 kgs.



with Flat Hook

Weight:	4.3 lbs./1.95 kgs.	4.7 lbs./ 2.13 kgs.
Length:	27 ft	30 ft
Part No.:	2310 4327	2310 4330



with Chain Anchor

Weight:	6.7 lbs./3.04 kgs.	7.1 lbs./3.22 kgs.
Length:	27 ft	30 ft
Part No.:	2310 5327	2310 5330



Standard 4" Winch Straps WLL: 5,400 lbs./2,450 kgs.



with Flat Hook

Weight:	5.0 lbs./2.27 kgs.	5.5 lbs./2.49 kgs.	6.6 lbs./2.99 kgs.
Length:	27 ft	30 ft	40 ft
Part No.:	2310 4427	2310 4430	2310 4440



with Delta Ring

Weight:	4.8 lbs./2.18 kgs.	5.2 lbs./2.36 kgs.
Length:	27 ft	30 ft
Part No.:	2310 7427	2310 7430



with Twisted Loop

Weight:	5.5 lbs./2.49 kgs.
Length:	30 ft
Part No.:	2310 8430



with Chain Anchor

Weight:	7.0 lbs./3.18 kgs.	7.5 lbs./3.4 kgs.
Length:	27 ft	30 ft
Part No.:	2310 5427	2310 5430



with Grab Hook

Weight:	6.0 lbs./2.72 kgs.	6.5 lbs./2.95 kgs.
Length:	27 ft	30 ft
Part No.:	2310 9427	2310 9430



Doleco USA uses two labels for its flatbed straps. A durable textile warning label and a short vinyl WLL label. When wind and sun damage the warning label, the short vinyl WLL label, required by law, is still visible and keeping your straps legal.





4" Colored Winch Strap



Black with Reflective Center Line and Flat Hook

Weight:	5.5 lbs./2.49 kgs.
Length:	30 ft
Part No.:	2315 4430



CAMO Winch Strap with Flat Hook

Weight:	5.5 lbs./2.49 kgs.
Length:	30 ft
Part No.:	2314 4430



Blue Winch Strap with Flat Hook

Weight:	5.5 lbs./2.49 kgs.
Length:	30 ft
Part No.:	2313 4430



Red Winch Strap with Flat Hook

Weight:	5.5 lbs./2.49 kgs.
Length:	30 ft
Part No.:	2312 4430



Patriot Winch Strap with Flat Hook

Weight:	5.5 lbs./2.49 kgs.
Length:	30 ft
Part No.:	2316 4430



Mexico Winch Strap with Flat Hook

Weight:	5.5 lbs./2.49 kgs.
Length:	30 ft
Part No.:	2317 4430



Pink Winch Strap with Flat Hook

Weight:	5.5 lbs./2.49 kgs.
Length:	30 ft
Part No.:	2319 0021

Roll-On/Roll-Off Container Strap 4" x 5-ft. with Container Hook-FMCSA Compliant



Strap with Container Hook

Weight:	3.5 lbs./1.59 kgs.
WLL:	5,400 lbs./2,450 kgs.
Part No.:	2310 4405




Strap with Container Hook and Sewn Loop

Weight:	3.5 lbs./1.59 kgs.
WLL:	5,400 lbs./2,450 kgs.
Part No.:	2310 4499

Sewn finger loop for use with retaining bolt

Web Winder

Manufactured from durable steel, the Web Winder is the perfect tool to help secure your loads. Designed to keep excess webbing straps neatly organized, the Web Winder works with two, three or four inch wide straps. It is easy to install, easy to remove and easy to disassemble. Light weight and compact means ease of storage as well.



Standard Web Winder

Weight:	3.3 lbs./1.5 kgs.
Part No.:	2370 0006



DoPremium 2" Winch Straps WLL: 3,333 lbs./1,515 kgs.

The ultimate winch straps for extreme applications. Doleco's new DoPremium webbing delivers greater durability, strength and abrasion resistance. Testing shows 80% retained strength after abrasion. This is approximately twice the retained strength of standard winch straps.



with Flat Hooks

Weight:	3.9 lbs./1.77 kgs.	4.2 lbs./1.91 kgs.
Length:	27 ft	30 ft
Part No.:	2311 4227	2311 4230

DoPremium 3" Winch Straps WLL: 5,400 lbs./2,450 kgs.



with Flat Hooks

Weight:	6.1 lbs. / 2.7 kgs.
Length:	30 ft
Part No.:	2311 4330



with Chain Anchors

Weight:	9.2 lbs. / 4.17 kgs.
Length:	30 ft
Part No.:	2311 5330

DoPremium 4" Winch Straps WLL: 5,400 lbs./2,450 kgs.



with Delta Ring

Weight:	6.2 lbs./2.81 kgs.	6.8 lbs./3.08 kgs.
Length:	27 ft	30 ft
Part No.:	2311 7427	2311 7430



with Half Twisted Loop

Weight:	7.2 lbs. / 3.27 kgs.
Length:	30 ft
Part No.:	2311 9430



with Flat Hook

Weight:	6.5 lbs./2.95 kgs.	7.2 lbs./3.27 kgs.
Length:	27 ft	30 ft
Part No.:	2311 4427	2311 4430



with Chain Anchor

Weight:	9.8 lbs. / 4.45 kgs.
Length:	30 ft
Part No.:	2311 5430

Roll-On/Roll-Off Container Strap



4" x 5-ft. with Container Hook-FMCSA Compliant Strap with Container Hook

Weight:	3.5 lbs./1.59 kgs.
WLL:	5,400 lbs./2,450 kgs.
Part No.:	2311 4405



Strap with Sewn Loop

Weight:	3.5 lbs./1.59 kgs.
WLL:	5,400 lbs./2,450 kgs.
Part No.:	2311 4499

Sewn finger loop for use with retaining bolt



Patented Innovations

Designed with input from our 85 years of experience in the load securing industry, our patented innovations offer load securing solutions unlike any other products currently on the market. From ratchet levers to force indicators and cargo nets, we produce our own uniquely designed products with a competitive edge. Made from the highest quality webbing, metals, and fasteners, our products take load security, personnel safety, and national standards to the next level.

DoMulti Long lever pull ratchet – the ergonomic ratchet.

Zinc plated long handle ratchet with lever safety. Highly stretched Polyester fabric, 2" webbing, low elongation. Zinc plated hooks. WLL 5,511 lbs. / 2,500 kgs. (based on EN standard 12195-2), WLL 3,333 lbs. (based on WSTDA T-1 standard).



- Long tensioner lever (13.8") and ideal transmission ratio (20 teeth).
- Easy handling – high pretension force (2,222 lbs. / 1,000 kgs. can be achieved).
- Four cog wheels instead of two.
- Wear-resistant and robust
- Easy to open – safe construction.

Two-Piece Lashing Strap with 2x Double J-Hook

Weight:	7.39 lbs. / 3.35 kgs.	7.62 lbs. / 3.45 kgs.
Length:	27 ft	30 ft
Part No.:	2651 5034-27	2651 5034-30

DoMulti Ratchet with DoMess tension indicator and U-Profile Hook.



- Width 2"
- WLL 5,511 lbs. / 2,500 kgs. (based on EN standard 12195-2), WLL 3,333 lbs. (based on WSTDA T-1 standard).
- Zinc plated long handle ratchet with lever safety, four cog wheels.
- Highly stretched Polyester fabric, low elongation, abrasion resistant.
- Zinc plated hooks

Two-Piece Lashing Strap with 2x U-Profile Hook

Weight:	8.6 lbs. / 3.9 kgs.	8.83 lbs. / 4.0 kgs.
Length:	27 ft	30 ft
Part No.:	2652 5078-27	2652 5078-30

Do2Step An innovation based on the well-proven DoMulti long lever ratchets

The easy and safe way to avoid accidents that can be caused by instable, sliding, and tilting loads when opening the lashing devices.

The first step loosens the webbing without loosening the lashing devices, maintaining load security. The second step opens the lashing devices and allows removal of the load once safety has been ensured.



- Width 2"
- WLL 5,511 lbs. / 2,500 kgs. (based on EN standard 12195-2), WLL 3,333 lbs. (based on WSTDA T-1 standard).
- Zinc plated long handle ratchet with lever safety.
- Four cog wheels
- Pre-stretched Polyester fabric
- Low elongation
- Abrasion resistant
- Zinc plated hooks

Two-Piece Lashing Strap with 2x Profile Hook

Weight:	9.41 lbs. / 4.27 kgs.	9.7 lbs. / 4.4 kgs.
Length:	27 ft	30 ft
Part No.:	2650 5434-27	2650 5434-30

Please contact customer service for more information



DoMess Tension Force Indicator

DoMess Tension Force Indicator allows easy reading of the tension forces applied to the lashing strap, ensuring greater user safety and overall efficiency. Accurate tension readings minimize both lashing systems and installation time used. Simply install the DoMess indicator, move the lever, and read the value. Please note: These tension indicators are calibrated for European webbings.



DoMess 3 – Chromated Mobile Pretension Force Indicator

Weight:	5.29 lbs./2.4 kgs.
Part No.:	0650 4035



DoMess 3 – Chromated with Case

Weight:	9.92 lbs./4.5 kgs.
Part No.:	0650 4031



Can alternatively be connected to the ratchet or to the long part

DoMess 2 – for all 2 inch Ratchets

Weight:	1.09 lbs./0.495 kgs.
Part No.:	0650 4099

Removable Handle Ratchet

The DoZurr ratchet with removable handle has several advantages over ratchets with standard handles. It is highly theft-resistant, low-weight, low-profile, and high-quality.

Perfect for use on one way lashings, train loads, and export deliveries.



Standard Ratchet with Removable Handle, 2 inch

	Ratchet Body Only	Handle Only
Weight:	1.21 lbs./0.551 kgs.	2.67 lbs./1.21 kgs.
Part No.:	0650 5017	0650 5016

DoKEP® Nets

DoKEP nets are custom designed depending on the application. Available in either one or two inch widths with an assortment of attachment options, our DoKEP nets are constructed with a special sewing and weaving technique that gives them up to twice the load security capacity of our old nets. Our nets are fast and easy to install, and are a dependable and durable way to secure your loads.

Contact sales for more information.





Transport Chains

Grade 70 Transport Chain meets NACM standards



Barrels and labels color coded by chain diameter: 1/4" Brown; 5/16" Orange; 3/8" Green; and 1/2" Red.



Chain Assemblies with Clevis Hooks

Size:	WLL (lbs.):	Weight:	Chains/barrel:	Part No.:
5/16" x 16'	4,700	17.4 lbs. / 7.89 kgs.	10	2350 5616
5/16" x 20'	4,700	22.0 lbs. / 9.98 kgs.	10	2350 5620
5/16" x 25'	4,700	26.7 lbs. / 12.11 kgs.	10	2350 5625
3/8" x 16'	6,600	27.6 lbs. / 12.52 kgs.	10	2350 3816
3/8" x 20'	6,600	30.4 lbs. / 13.79 kgs.	10	2350 3820
3/8" x 25'	6,600	38.5 lbs. / 17.46 kgs.	10	2350 3825
1/2" x 20'	11,300	57.5 lbs. / 26.08 kgs.	5	2350 1220
1/2" x 25'	11,300	62.3 lbs. / 28.26 kgs.	5	2350 1225

Chain Assemblies available in 5-gallon Drums

Size:	WLL (lbs.):	Weight:	Chains/drum:	Part No.:
5/16" x 16'	4,700	17.6 lbs. / 7.85 kgs.	6	2361 5616
5/16" x 20'	4,700	22.0 lbs. / 9.98 kgs.	5	2361 5620
5/16" x 25'	4,700	26.7 lbs. / 12.11 kgs.	4	2361 5625
3/8" x 16'	6,600	25.4 lbs. / 11.52 kgs.	5	2361 3816
3/8" x 20'	6,600	32.0 lbs. / 14.51 kgs.	4	2361 3820
3/8" x 25'	6,600	39.7 lbs. / 18.01 kgs.	2	2361 3825



Bulk Chains

Size:	WLL (lbs.):	Weight:	Part No.:
5/16" x 400'	4,700	408 lbs. / 185.07 kgs.	2350 5600
3/8" x 200'	6,600	296 lbs. / 134.26 kgs.	2350 3800
1/4" x 400'	2,600	262 lbs. / 118.84 kgs.	2350 1400
1/2" x 100'	11,300	251 lbs. / 113.85 kgs.	2350 1200



Clevis Hooks

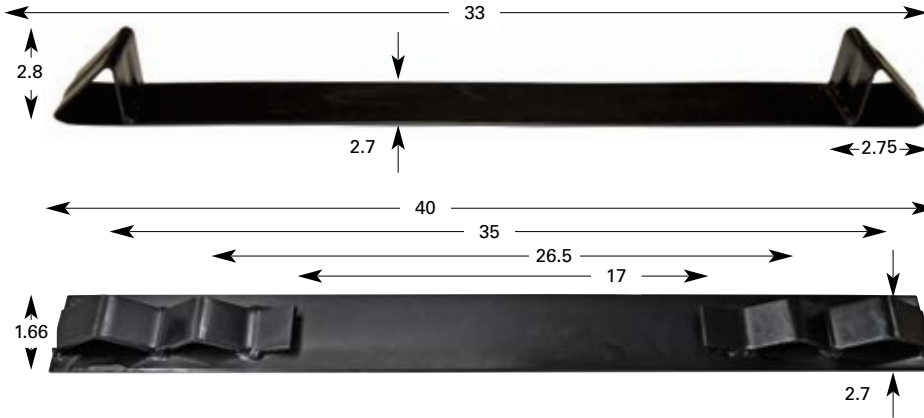
Size:	WLL (lbs.):	Weight:	Part No.:
1/4"	2,600	0.40 lbs. / 0.18 kgs.	2350 1404
5/16"	4,700	0.85 lbs. / 0.39 kgs.	2350 5604
3/8"	6,600	1.10 lbs. / 0.5 kgs.	2350 3804
1/2"	11,300	2.10 lbs. / 0.95 kgs.	2350 1204

Flatbed Solutions



Coil Racks

Designed to be used with wood bracing to secure coils in transit.



Light Duty, 10 Gauge Steel

Weight:	5.7 lbs./2.6 kgs.
Part No.:	2370 0001

Heavy Duty Coil Rack, 1/4" Plate

Weight:	15.63 lbs./7.09 kgs.
Part No.:	2370 0002

Coil Cuffs



For coil with ID: 14" - 19"

Size:	14" x 5" x 3/8"
Weight each:	2 lbs. each / 0.91 kgs
Part No.:	2330 0014

(Sold per set of 2)

For coil with ID: 19" - 26"

Size:	19" x 5" x 3/8"
Weight each:	3 lbs. each / 1.36 kgs
Part No.:	2330 0015

(Sold per set of 2)

Heavy Duty D-Rings

Forged Ring Assembly



with Weld-On Clip

Size:	1/2"
WLL:	4,080 lbs.
Weight:	1.1 lbs./0.5 kgs.
Part No.:	2840 0002



with Weld-On Clip

Size:	3/4"
WLL:	9,120 lbs.
Weight:	2.3 lbs./1.0 kgs.
Part No.:	2840 0004



with Bolt-On Clip

Size:	1/2"
WLL:	4,000 lbs.
Weight:	1.1 lbs./0.5 kgs.
Part No.:	2840 0001



with Weld-On Clip

Size:	5/8"
WLL:	6,300 lbs.
Weight:	2.0 lbs./0.9 kgs.
Part No.:	2840 0003



with Weld-On Clip

Size:	1"
WLL:	15,586 lbs.
Weight:	4.8 lbs./2.2 kgs.
Part No.:	2840 0005

Slip Hooks



Slip Hooks G70, Zinc Plated with Safety Latch, Compliant to NACM Standards

Part No.:	Size:	WLL:	Weight:
2360 0058	1/4"	4,100 lbs.	0.59 lbs. / 0.27 kgs.
2360 0059	5/16"	5,100 lbs.	0.92 lbs. / 0.42 kgs.
2360 0060	3/8"	7,300 lbs.	1.32 lbs. / 0.60 kgs.
2360 0061	1/2"	13,000 lbs.	2.90 lbs. / 1.32 kgs.



Quick Link, Zinc Plated

Part No.:	WLL:	Diameter:
2360 0068	220 lbs.	1/8"
2360 0019	616 lbs.	3/16"
2360 0020	880 lbs.	1/4"
2360 0021	1540 lbs.	5/16"
2360 0067	1900 lbs.	3/8"
2360 0022	2650 lbs.	1/2"



Load binder and size	Use with accepted chain:	WLL	Weight:
Ratchet Load Binder 5/16"	5/16" G70 or 3/8" G43 chain	5,400 lbs. / 2,450 kg	10.4 lbs. / 4.72 kg
Heavy Duty ratchet Load Binder 5/16"	5/16" G70 or 3/8" G70 chain	6,600 lbs. / 2,990 kg	10.5 lbs. / 4.80 kg
Ratchet Load Binder 3/8"	3/8" G70 or 1/2" G43 chain	9,200 lbs. / 4,170 kg	11.8 lbs. / 5.36 kg
Ratchet Load Binder 1/2"	1/2" G70 or 5/8" G43 chain	13,000 lbs. / 5,910 kg	15.7 lbs. / 7.13 kg

Load Binders

Drop forged steel meeting WSTDA T-6 specifications. In three popular models.



Grade 70 Lever Load Binders

WLL:	Weight:	Accepted Chain:	Part No.:
2,600 lbs.	3.5 lbs.	1/4"–5/16"	2350 1401
5,400 lbs.	8.0 lbs.	5/16"–3/8"	2350 5601
6,600 lbs.	9.4 lbs.	5/16"–3/8"	2350 6601
9,200 lbs.	13.0 lbs.	3/8"–1/2"	2350 3801
13,000 lbs.	19.6 lbs.	1/2"–5/8"	2350 1201



Grade 70 Ratchet Load Binders

WLL:	Weight:	Accepted Chain:	Part No.:
2,000 lbs.	3.5 lbs.	1/4"–5/16"	2350 1402
5,400 lbs.	11.0 lbs.	5/16"–3/8"	2350 5602
6,600 lbs.	10.5 lbs.	5/16"–3/8"	2350 6602
9,200 lbs.	13.5 lbs.	3/8"–1/2"	2350 3802
13,000 lbs.	14.3 lbs.	1/2"–5/8"	2350 1202



Recoilless Lever Load Binder

Part No.:	WLL:	Weight:	Accepted Chain:
2350 5603	5,400 lbs.	9.3 lbs.	5/16"–3/8"



Ratcheting Chain Binder

Part No.:	WLL:	Weight:	Accepted Chain:
2350 5622	5,400 lbs.	11.5 lbs.	5/16"

Features

- Powerful ratcheting system pulls heavy loads with less effort
- Use for fixing heavy equipments
- Heavy gauge all-steel construction with corrosion-resistant galvanized finish
- Dual solid steel gears distribute pulling force evenly
- Free wheel function for quick take up
- Quality grade 70 load chain
- Fitted with swivel Grab Hooks and can be fixed with multiple end fittings
- Durable mould grip handle for comfortable operation
- Easy and safe to use in operation
- Working load limit 5,400 LBS.

Chain Tensioner

Our chain tensioner is twice as fast as a regular tensioner, has a folding handle for ease of storage, and can be locked with a padlock for additional load security.



Part No.:	Size:	Weight (lbs.):	WLL (lbs.):
2350 5614	5/16"~3/8" G70-G80	10.91	7,100
2350 3814	3/8"~1/2" G70-G80	13.36	12,000
2350 1214	1/2"~5/8" G70-G80	17.09	18,100



DoRa Ratchet Load Binder

For use with grade 80 and grade 100 chains

Easier and faster lashing

When attaching lashing chains, they must first be hand-tightened, hooked into the shortening elements provided and then tensioned. The extremely large tensioning distance of the DoRa ratchet load binder makes for the hooking into chain links that are farther away from each other – without sagging of the lashing chain after the tensioning process. Thus, especially when using thick or long chains less force is required to tighten and hook in the chain.

Big in the smallest places

... since the DoRa ratchet load binder is – despite its large tensioning distance – extremely compact. Thereby, it can be comfortably used where lashing chains have to be tensioned in conditions of limited space.

Easy and fast re-tensioning

During transit, lashing chains can come loose due to shift of the cargo and thus, have to be re-tensioned. The large tensioning distance "reserve" of the DoRa ratchet load binder minimizes the need for it to be detached and re-tensioned for that purpose. The available tensioning take-up is sufficient to enable the easy re-tensioning at the initial position of the ratchet load binder.



Lashing Chain Specifications with DoRa80 Ratchet Load Binder*

Part No.:	Chain Diameter:	Dimensions		WLL (lbs.):
		closed	fully extended	
0385 0077	3/8"	22.16"	34.05"	9,200
0385 0078	5/16"	20.17"	32.16"	6,600



Less exertion of force due to extremely large tensioning distance



Use possible also at limited space due to compactness



Easy re-tensioning due to tensioning distance "reserves"




Time-saving due to faster handling



Long life due to thread-protecting stop collar



*DoRa binder with coupling links and shortening claws on both sides plus separate lashing chain with clevis hooks on both sides



So small...

The result of our development department's work is astounding. A ratchet load binder was developed that achieves a tensioning distance that is 89% longer (almost twice as long) than the one of conventional ratchet load binders – despite a 18% shorter overall length and identical performance characteristics.

DoRa80

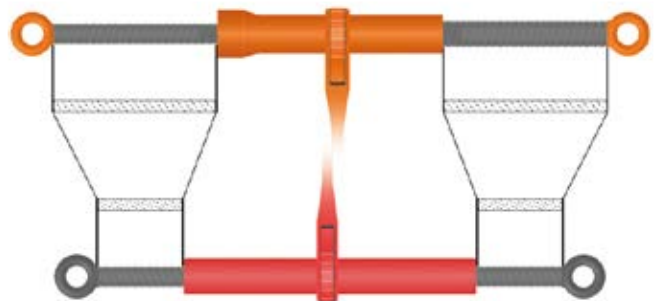


Standard

... and yet so large!

Also special about the DoRa80: Taken the ratio between overall length and tensioning distance as a basis it achieves more than 100% tensioning distance. For comparison: A standard binder makes only half of that.

DoRa80



Standard



The trick: A new constructional principle

The secret of this unique ratio between tensioning distance and length is in the DoRa's constructional principle. Instead of two identically designed threaded spindles that are rotated "against each other" with the closed tensioner, the DoRa ratchet load binder has two different tensioning spindles. One spindle has a larger diameter and is hollow inside, while the other has a smaller diameter and fits inside the hollow space in the larger spindle. In the closed (retracted) state, one spindle is screwed into the other.



The retracted and extended dimensions of the binders in detail

- For binder with product-number 0385 0078 5/16" the closed dimension is 515 mm (20.17") and fully extended dimension is 817 mm (32.16")
- For binder with product-number 0385 0077 3/8" the closed dimension is 563 mm (22.16") and fully extended dimension is 865 mm (34.05")



Patented, Innovative Load Anchor

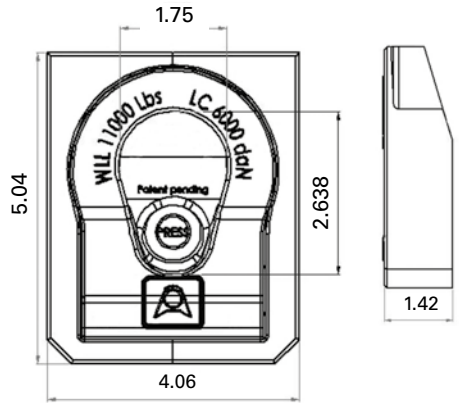
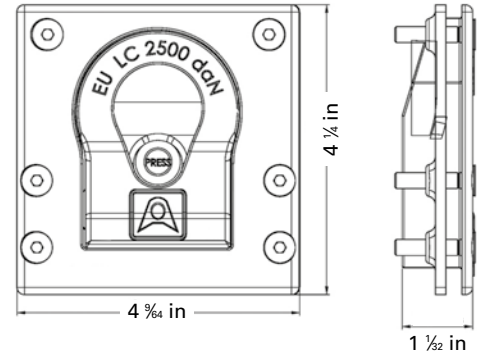


These Load Anchors are a patented new way to secure loads to truck beds. Flush fitting when not in use, Load Anchors are easy to install, easy to use, and have a self cleaning design. They will not freeze up under muddy, wet or other poor conditions. Safer to use than alternative designs.

Part No.:	LC (daN):	Width x Length:	Eye Diameter:	WLL (lbs.):	Weight:
0600 3025	2,500	4.13x4.25 in/ 105x108 mm	1.30 in/ 33 mm	4,400	1.96 lbs./ 0.890 kgs.



Part No.:	LC (daN):	Width x Length:	Eye Diameter:	WLL (lbs.):	Weight:
0600 3060	6,000	4.06x5.12 in/ 103x130 mm	1.77 in/ 45 mm	4,400	3.64 lbs./ 1.65 kgs.



Floor Chain Tiedown

Part No.:	Dimensions box:	Length Chain:	WLL (lbs.):	Weight:
2370 0016	6x3x0.75 in/ 152.4x76.2x19 mm	8 in/ 203 mm	2,200	2.2 lbs./ 1.0 kgs.



DoRapid Patented Side Loading Ratchet Straps

Faster lashing saves time

Frequent loading and unloading operations often means to the driver a time-consuming process of feeding the webbing into the ratchet, tightening, loosening, unloading and possibly removing the webbing from the ratchet.

With the new Doleco USA Ratchet you are saving valuable time when lashing: The strap is inserted through a side gate directly into the spool, which eliminates the time-consuming threading process of webbing into the ratchet.

2" Side Loading Ratchet „DoRapid“ – WLL: 3,333 lbs./ 1,515 kgs.




with Flat Hooks

Weight:	5.6 lbs./2.52 kgs.	5.7 lbs./2.57 kgs.
Length:	27 ft	30 ft
Part No.:	2653 0227	2653 0230



with Wire Hooks

Weight:	5.5 lbs./2.48 kgs.	5.6 lbs./2.52 kgs.
Length:	27 ft	30 ft
Part No.:	2653 2227	2653 2230



1. Closed ratchet (fig. a)
2. Open ratchet, release lock
3. Insert webbing via opened side gate (fig. b)
4. Close side gate
5. Lock side panel with ratchet



Step by Step Instruction

Your Benefits:

- Up to 40% faster lashing!
- Simplified Handling



1. Closed ratchet
In closed ratchet the side gate is locked



2. Open ratchet, release lock
By opening the ratchet (bringing the manual lever in the release position) the locking mechanism disengages and the side gate can be opened



4. Close side gate
After the webbing is inserted, the side gate must be closed again



3. Insert webbing
The webbing can easily be loaded sideways into the spool



5. Lock side panel with ratchet
By closing the hand lever, the side gate is locked and the ratchet is ready to use



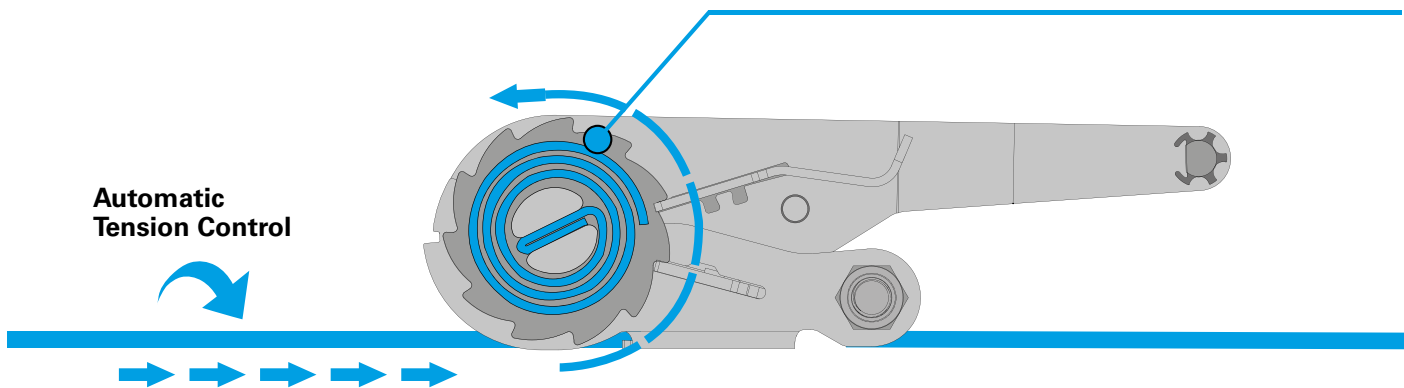
Automatic Self-Tension Ratchet Tie Down

Automatic Tension Control – The safer solution to cargo transport

- The one and only Automatic Self-Tensioning Ratchet Strap on the market
- Detect tension loss and automatically tighten to keep tension
- Reduce load-shift to make the cargo stay tight and stay safe
- Create extra tension force (S_{TF}) on the strap by AST spring to secure the load more safely
- Less worry, less stops and more action on the road



The AST spring loaded system will adjust up to 2" of tension loss keeping the strap tight and your load secure.



Part No.:	Description:	WLL (lbs.):	Weight (lbs.):
2347 0227	2" x 27' Ratchet Strap w/ Flat Hooks, with AST Buckle	3,333	6.5
2347 0230	2" x 30' Ratchet Strap w/ Flat Hooks, with AST Buckle	3,333	6.6
2347 2227	2" x 27' Ratchet Strap w/ Wire Hooks, with AST Buckle	3,333	6.4
2347 2230	2" x 30' Ratchet Strap w/ Wire Hooks, with AST Buckle	3,333	6.5

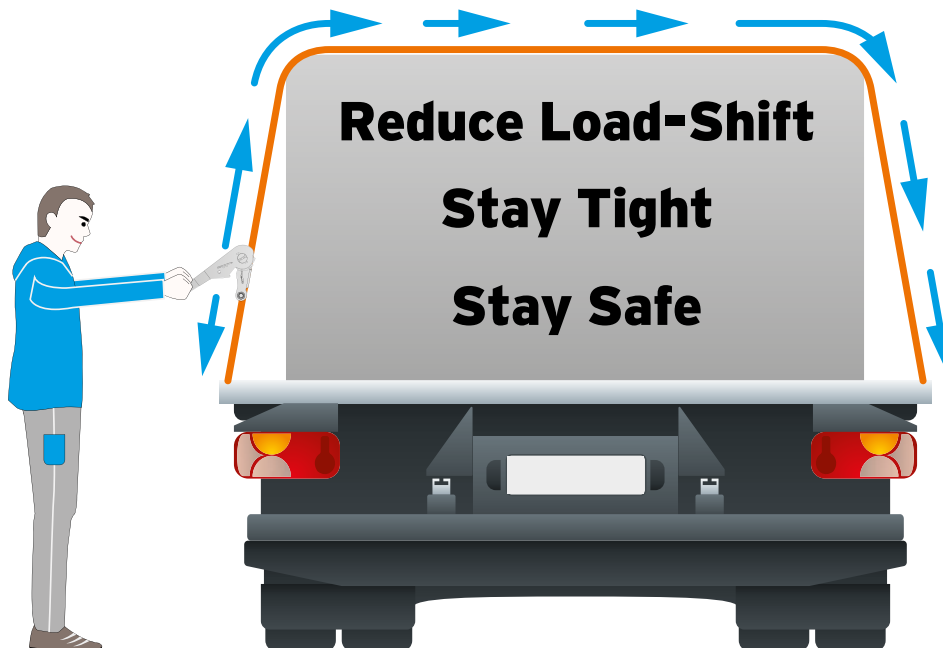
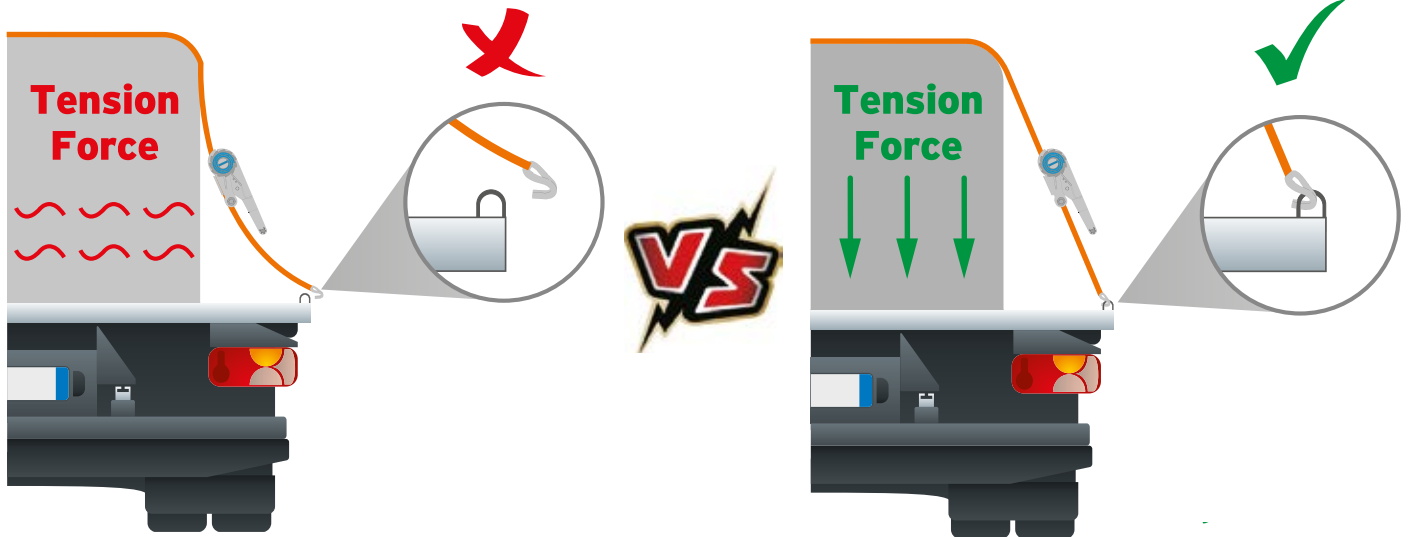


Standard Ratchet Strap

- Unhook risk
- Load-shift risk
- More stops to inspect

AST Ratchet Strap

- Stay tight
- Stay safe
- Reduce load-shift
- Higher tension force





Ratchet Strap Assemblies

Meets FMCSA and WSTDA-T1 standards for synthetic web tiedowns

2" Long-Wide Handle Ratchet Buckle Straps – WLL: 3,333 lbs./1,515 kgs.

with Flat Hooks

Weight:	6.4 lbs./2.9 kgs.	6.5 lbs./2.95 kgs.
Length:	27 ft	30 ft
Part No.:	2340 0227	2340 0230



with Chain Anchors

Weight:	11.5 lbs./5.22 kgs.	11.7 lbs./5.31 kgs.
Length:	27 ft	30 ft
Part No.:	2340 3227	2340 3230



with Wire Hooks

Weight:	6.3 lbs./2.86 kgs.	6.5 lbs./2.95 kgs.
Length:	27 ft	30 ft
Part No.:	2340 2227	2340 2230



2" Short-Wide Handle Ratchet Buckle Straps – WLL: 3,333 lbs./1,515 kgs.



with Flat Hooks

Weight:	6.1 lbs./2.77 kgs.	6.3 lbs./2.86 kgs.
Length:	27 ft	30 ft
Part No.:	2340 1227	2340 1230



2" Standard Handle Ratchet Buckle Straps

– WLL: 3,333 lbs./1,515 kgs.



with Flat Hooks

Weight:	6.3 lbs./2.86 kgs.	6.5 lbs./2.95 kgs.
Length:	27 ft	30 ft
Part No.:	2343 2227	2343 2230



3" Ratchet Buckle Straps – WLL: 5,400 lbs./2,450 kgs.

with Flat Hooks

Weight:	16.49 lbs./7.48 kgs.	16.7 lbs./7.57 kgs.
Length:	27 ft	30 ft
Part No.:	2340 4327	2340 4330



with Chain Anchors

Weight:	17.1 lbs./7.76 kgs.	17.3 lbs./7.85 kgs.
Length:	27 ft	30 ft
Part No.:	2340 5327	2340 5330



with Wire Hooks

Weight:	16.7 lbs./7.57 kgs.	
Length:	30 ft	
Part No.:	2340 6330	



4" Ratchet Buckle Straps – WLL: 5,400 lbs./2,450 kgs.

with Flat Hooks

Weight:	18.0 lbs./8.16 kgs.	18.2 lbs./8.26 kgs.
Length:	27 ft	30 ft
Part No.:	2340 4427	2340 4430



with Chain Anchors

Weight:	22.6 lbs./10.25 kgs.	22.8 lbs./10.34 kgs.
Length:	27 ft	30 ft
Part No.:	2340 5427	2340 5430



4" Ratchet Buckle Straps – WLL: 6,600 lbs./3,000 kgs.

with Narrow Wire Hooks

Weight:	18.1 lbs./8.21 kgs.	18.3 lbs./8.3 kgs.
Length:	27 ft	30 ft
Part No.:	2340 6427	2340 6430





DoPremium – Engineered for Strength and Durability

Doleco Ratchet Buckle Strap assemblies have redefined the industry standard. Now with the tested and proven 80% retained strength of Doleco's DoPremium webbing and the integrity of our ratchet buckles, these assemblies surpass the others. A complete line of Doleco's standard and heavy-duty assemblies and accessories can meet all your specific requirements.

- Custom lengths and a wide range of end hardware are available
- Complies with WSTDA T-1 standards
- Webbing meets or exceeds WSTDA T-4 standards
- Standard fixed end length is 18 in. (33 in. for chain anchor) unless otherwise specified

DoPremium 2" Ratchet Buckle Straps – WLL: 3,333 lbs./1,515 kgs.



with Flat Hooks

Weight:	7.0 lbs./3.18 kgs.	7.2 lbs./3.27 kgs.
Length:	27 ft	30 ft
Part No.:	2341 0227	2341 0230



with Chain Anchors

Weight:	12.7 lbs./5.76 kgs.	12.9 lbs./5.85 kgs.
Length:	27 ft	30 ft
Part No.:	2341 3227	2341 3230



with Wire Hooks

Weight:	7.0 lbs./3.18 kgs.	7.2 lbs./3.27 kgs.
Length:	27 ft	30 ft
Part No.:	2341 2227	2341 2230

DoPremium 3" Ratchet Buckle Straps – WLL: 5,400 lbs./2,450 kgs.



with Flat Hooks

Weight:	16.5 lbs./7.48 kgs.	16.7 lbs./7.57 kgs.
Length:	27 ft	30 ft
Part No.:	2341 4327	2341 4330



with Chain Anchors

Weight:	17.1 lbs./7.76 kgs.	17.3 lbs./7.85 kgs.
Length:	27 ft	30 ft
Part No.:	2341 5327	2341 5330

DoPremium 4" Ratchet Buckle Straps – WLL: 5,400 lbs./2,450 kgs.



with Flat Hooks

Weight:	19.8 lbs./8.98 kgs.	20.0 lbs./9.07 kgs.
Length:	27 ft	30 ft
Part No.:	2341 4427	2341 4430



with Chain Anchors

Weight:	24.9 lbs./11.29 kgs.	25.1 lbs./11.39 kgs.
Length:	27 ft	30 ft
Part No.:	2341 5427	2341 5430



with Wire Hooks

Weight:	19.9 lbs./9.03 kgs.	20.1 lbs./9.12 kgs.
Length:	27 ft	30 ft
Part No.:	2341 6427	2341 6430



Heavy Duty Tarp Ties

Made in the USA and known for quality, durability and resistance to weather, these tarp ties offer good stretch recovery and maintain their strength over the entire life of the tarp ties. The DoPremium domestic tarp ties offer the longest lasting "and" larger cross section; recognized by heavy duty truckers throughout North America. They all offer exceptional strength and costs that compete with import tarp ties. All hooks are made in the USA from wire coils.



- Quantity 50 per box
- Designed to hold tarp covers on trucks and trailers
- Not to be used to restrain or secure cargo
- Wear safety glasses and use caution when using tarp ties
- Molded EPDM construction for high Ozone resistance and strength resiliency or molded natural rubber for good cold weather stretch properties



Natural Rubber

IMPORT

High Quality Tarp Ties/HD EPDM



Made in USA

ELITE EPDM



Made in USA

Length:	Part No.:	Weight:
10"	2864 0010	10.0 lbs./4.54 kgs.
15"	2864 0015	12.0 lbs./5.44 kgs.
21"	2864 0021	15.0 lbs./6.8 kgs.
31"	2864 0031	19.0 lbs./8.62 kgs.
41"	2864 0041	23.0 lbs./10.43kgs.

Length:	Part No.:	Weight:
10"	2862 0010	10.0 lbs./4.54 kgs.
15"	2862 0015	12.0 lbs./5.44 kgs.
21"	2862 0021	15.0 lbs./6.8 kgs.
31"	2862 0031	19.0 lbs./8.62 kgs.
41"	2862 0041	23.0 lbs./10.43kgs.

Length:	Part No.:	Weight:
10"	2865 0010	10.0 lbs./4.54 kgs.
15"	2865 0015	12.0 lbs./5.44 kgs.
21"	2865 0021	15.0 lbs./6.8 kgs.
31"	2865 0031	19.0 lbs./8.62 kgs.
41"	2865 0041	23.0 lbs./10.43kgs.



Rubber Rope and Hooks

Part No.:	Rubber rope:	Lenght/Quantity:	Weight:
2863 0001	3/8" Solid Core	200' Roll	10.7 lbs./4.85 kgs
2863 0002	7/16" Solid Core	150' Roll	7.4 lbs./3.36 kgs

Rubber Rope Hooks

Part No.:	Lenght/Quantity:	Weight:
2863 0003	100 pc Bag	5.2 lbs./2.36 kgs



Corner Protectors

Full line of corner protectors to protect your straps and cargo



Fiber Reinforced Rubber –
For up to 3" web straps

Weight:	0.63 lbs./ 0.29 kgs
Part No.:	2330 0003



Fiber Reinforced Rubber –
For up to 4" web straps

Weight:	0.75 lbs./ 0.34 kgs
Part No.:	2330 0004



High Density Polymer –
For up to 4" web straps

Weight:	0.06 lbs./ 0.03 kgs
Part No.:	2330 0005



Steel – For use with chain

Weight:	1.10 lbs./ 0.50 kgs
Part No.:	2330 0006



Rubber Coated Steel –
For use with chain, extends down 4" to protect the load

Weight:	1.90 lbs./ 0.29 kgs
Part No.:	2330 0007



12" Plastic –
For up to 4" web straps

Weight:	0.47 lbs./ 0.21 kgs
Part No.:	2330 0009



Steel –
For use with chain and straps

Weight:	1.26 lbs./ 0.86 kgs
Part No.:	2330 0010



Tarp Protector –
Red plastic

Weight:	0.63 lbs./ 0.29 kgs
Part No.:	2330 0011



Corner Protector Handle Extension

Weight:	4.1 lbs / 1.86 kg
Handle Extension:	4-8' range
Part No.:	2850 0099

Eliminates need to climb on load to position corner protection. Lightweight telescoping tool with powder coated handle, and durable head that grabs corner protector and positions where needed. Works with most corner protectors and Edge Guards.



DoPremium Edge Guard

DoPremium Edge Guards are manufactured from high-strength polyethylene which is extremely strong and crack resistant. The Doleco USA Edge Guards are light weight, easy to use and extremely durable, making them perfect for the today's trucking environment. Extremely strong for tough, heavy loads, yet still flexible to accommodate uneven loads and odd shaped cargo.

DOT requirements specify that all loads should be secured in such a way as to assure that no pieces come loose, endangering those behind. *Section 393.102 section (5) of the FMCSA Federal Rule states: Edge protection must be used whenever a tiedown would be subject to abrasion or cutting at the point where it touches an article of cargo. The edge protection must resist abrasion, cutting and crushing.*



- Lightweight – Less than steel, wood or other corner protection materials
- Durable – Last much longer than other materials
- Efficient – More surface area to spread the load out over the length of the protectors
- Longevity – Much better chance of staying on load than flat materials used for this purpose
- Flexible – They will bend, and flex and then return to their original shape
- Weather resistant – won't crack in extremely cold temperatures, won't lose shape in hot temperatures
- Cost efficient
- Can be made in a variety of colors
- Stackable



Length:	8" x 12"
Weight:	0.8 lbs./ 0.36 kgs
Part No.:	2850 0012



Length:	8" x 24"
Weight:	1.7 lbs./ 0.78 kgs
Part No.:	2850 0024



Length:	8" x 36"
Weight:	2.7 lbs./ 1.23 kgs
Part No.:	2850 0036



Length:	8" x 48"
Weight:	3.6 lbs./ 1.63 kgs
Part No.:	2850 0048

DoPremium 20 Pack

Length:	12"
Weight:	15.3 lbs./ 6.9 kgs
Part No.:	2850 2012




Anti-Slip Mats

Anti-Slip Mats increase the coefficient of friction between the load and the load bearing surface. This increases load stability and security, and reduces the number of lashing devices required to secure the load. Several sizes available to choose from.

Rubber Friction Mat 30" x 42"

Weight:	3.5 lbs./ 1.59 kgs
Part No.:	2370 0008





Banners



Double-Sided Banner, "Wide Load" and "Oversize Load", Vinyl Fabric, with 4 Ropes

Part No.:	Size:	Weight:
2800 0006	18"x 84"	1.2 lbs./ 0.54 kgs



Double-Sided Banner, "Wide load" and "Oversize Load", Durable Vinyl Fabric, with 4 Ropes

Part No.:	Size:	Weight:
2800 0007	18"x 84"	1.3 lbs./ 0.59 kgs



Double-Sided Banner, "Wide Load" and "Oversize Load", Durable Vinyl Fabric, with 4 Ropes

Part No.:	Size:	Weight:
2800 0008	14"x 72"	0.8 lbs./ 0.36 kgs



Double-Sided Banner, "Wide Load" and "Oversize Load", Mesh with 4 Ropes

Part No.:	Size:	Weight:
2800 0009	18"x 84"	0.8 lbs./ 0.36 kgs



One-Sided Banner, "Wide Load" Mesh, with 4 Ropes

Part No.:	Size:	Weight:
2800 0010	18"x 84"	0.8 lbs./ 0.36 kgs



Canadian D Sign, Durable Vinyl Fabric, 10 Attachment Points

Part No.:	Size:	Weight:
2800 0011	12"x 96"	0.8 lbs./ 0.36 kgs

Magnets for attaching Flags and Banners



Magnet with Eye

Part No.:	Strength:
2800 0013	0.65 lbs./ 0.3 kgs



Magnet with Wingnut

Part No.:	Strength:
2800 0014	0.95 lbs./ 0.4 kgs



Magnet with Eye

Part No.:	Strength:
2800 0016	0.95 lbs./ 0.4 kgs




5th Wheel Pin Puller

Part No.:	Weight:
2800 0012	1.84 lbs./ 0.8 kgs



Flags



Heavy Duty Mesh Flag (Fluorescent, with 2 Brass Grommets)

Part No.:	Size:	Weight:
2800 0003	18" x 18"	0.2 lbs./ 0.09 kgs



PVC Coated Orange Flag with Grommets

Part No.:	Size:	Weight:
2800 0005	18" x 18"	0.2 lbs./ 0.09 kgs



Cotton Flag with Steel Rod

Part No.:	Size:	Weight:
2800 0002	18" x 18"	0.2 lbs./ 0.09 kgs



Heavy Duty Mesh Flag (Fluorescent)

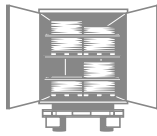
Part No.:	Size:	Weight:
2800 0001	18" x 18"	0.4 lbs./ 0.18 kgs



PVC coated Orange Flag and Wooden Dowel

Part No.:	Size:	Weight:
2800 0004	18" x 18"	0.2 lbs./ 0.09 kgs



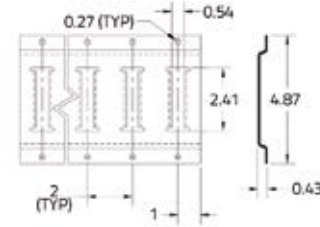
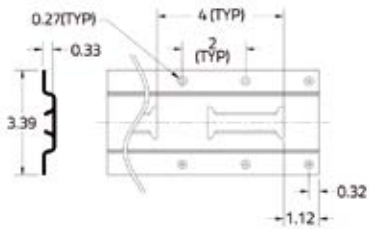


Logistic Track

Doleco Series E, A and F Tracks were designed to team with Doleco end fittings, Beam Sockets and Decking/Shoring Beams for the strongest, most reliable support. Steel constructed and tested for strength, Doleco Tracks come in 10 ft. (3 m) lengths for a wide range of cargo restraint applications. To withstand corrosion, Doleco's galvanized track has a G-90 hot dip finish with a surface chemical treatment.

Series E Logistic Track

Made with high grade 12-gauge steel.



Grey Powdercoat

Vertical	Weight:	13.5 lbs./6.1 kgs
	Length:	10 ft/3 m
	Part No.:	3310 0001

Galvanized

Vertical	Weight:	13.5 lbs./6.1 kgs
	Length:	10 ft/3 m
	Part No.:	3310 0002



Horizontal	Weight:	16.6 lbs./7.5 kgs	8.3 lbs./7.5 kgs
	Length:	10 ft/3 m	5 ft/1.5 m
	Part No.:	3310 0008	3310 0009

Horizontal	Weight:	17.2 lbs./7.8 kgs	8.3 lbs./3.16 kgs
	Length:	10 ft/3 m	5 ft/1.5 m
	Part No.:	3310 0010	3310 0011

E-Track Cap

Vertical	Weight:	0.02 lbs./0.01 kgs
	Length:	4.87 ft/1.48 m
	Part No.:	3320 0037

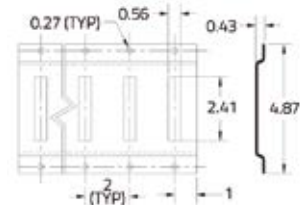


Series A Logistic Track



Grey Powdercoat – 12-gauge

Horizontal	Weight:	15.0 lbs./6,8 kgs
	Length:	10 ft/3 m
	Part No.:	3310 0005

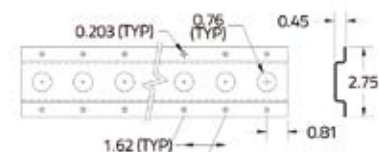


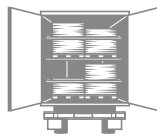
Series F Logistic Track




Galvanized – 1.62" hole spacing, 3/4" hole dia., 15-gauge

Horizontal or Vertical	Weight:	6.0 lbs./2,7 kgs
	Length:	10 ft/3 m
	Part No.:	3310 0004





Shoring Bars F Series with new easy push button design.



Square Shoring Bar – Adjustable in 2" increments with recommended install length of 81", 117"

	For 3/4" Hole Diameter Track (U.S.)	For 1" Hole Diameter Track (Canada)
Shoring WLL:	1000 lbs./454 kgs	1000 lbs./454 kgs
Weight:	20.0 lbs./9.1 kgs	20.0 lbs./9.1 kgs
Part No.:	3320 0005	3320 0006



Round Shoring Bar

	For 3/4" Hole Diameter Track (U.S.)	For 1" Hole Diameter Track (Canada)
Shoring WLL:	500 lbs./227 kgs	500 lbs./227 kgs
Weight:	28.0 lbs./12.71 kgs	28.0 lbs./12.71 kgs
Part No.:	3320 0003	3320 0004

Clamping Bars



Telescope Bars made of Galvanized Steel, with Antiskid Rubber Feet on each Side

Please contact customer service for more information like adjustable range, Part No., Price.

Jack Bars

Doleco's jack mechanism makes quick work of securing loads and is available in two lengths.



Heavy Duty One-Piece – Galvanized finish for corrosion resistance.

Part No.:	Adjustment Range:	Weight:
3320 0020	85.0" – 104.0" Black Handle	16.2 lbs./7.35 kgs
3320 0021	85.0" – 114.0" Red Handle	16.6 lbs./7.54 kgs

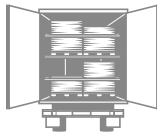
Heavy-Duty One-Piece Jack Bar with Hoops

Built-in hoops for restraining small items and packages.

One-Piece galvanized.






Part No.:	Adjustment Range:	Weight:
3320 0022	85.0" – 114.0" Red Handle	20.0 lbs./9.08 kgs
3320 0023	85.0" – 104.0" Black Handle	19.6 lbs./9.0 kgs



Series E and A Decking/ Shoring Beams

All Doleco Decking/ Shoring beams come with a patented beam channel assembly. The features:

- Flat latch instead of trigger latch
- Ergonomic finger press button



Standard Duty Aluminum E and A Decking Beams

Decking & Shoring WLL: 2,200 lbs.

Part No.:	Adjustment Range:	Weight:
3320 0007	85.7" – 96.6"	16.0 lbs./7.27 kgs
3320 0008	92.9" – 103.8"	18.8 lbs./8.55 kgs



Heavy Duty Aluminum E and A Decking Beams

Decking WLL: 3,000 lbs./ Shoring WLL: 2,500 lbs.

Part No.:	Adjustment Range:	Weight:
3320 0009	84.7" – 95.6"	20.5 lbs./9.32 kgs
3320 0010	92.9" – 103.8"	22.5 lbs./10.23 kgs
3320 0011	96.0" – 106.9"	24.25 lbs./11.03 kgs

Cargo Bars

Available in Steel Bar models and Aluminum for light to medium duty applications. Bolt-On gray, suction cup style feet.

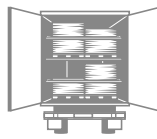


Steel Cargo Bar – Galvanized Steel Tubing

Part No.:	Length:	Weight:	Long Tube Diameter:
3320 0019	89.75" – 104.5"	11.72 lbs./5.33 kgs	1.50"

Aluminum Cargo Bar – 6061 T6 Aluminum

Part No.:	Length:	Weight:	Long Tube Diameter:
3320 0016	89.75" – 104.5"	8.95 lbs./4.07 kgs	1.50"



Accessories

Designed to help restrain the movement of small packages of cargo within your truck or trailer. For 3320 0016 and 3320 0019 round tube bars. Tube Diameter: 1.5"




Cargo Bar Hoop Set

Weight:	10.0 lbs./4.5 kgs
Part No.:	3320 0017

Decking Beam Hoops

Built to restrain cargo within vehicle by greatly increasing surface area of standard or heavy duty deck beams. Set of 2 hoops and attachment hardware included.

Weight:	13.25 lbs / 6.01 kg
Size:	29.5" x 34.0"
Part No.:	3320 0018



Cargo Bar Holder

Constructed of high quality steel and finished with black powder coating for corrosion resistance. Holds two standard or heavy-duty cargo bars.

Weight:	6.68 lbs./3.03 kgs
Part No.:	3320 0025



Standard Beam Socket

For use w/commercial grade Douglas Fir 2"x 6" lumber.

Weight:	0.70 lbs./0.32 kgs
Part No.:	3320 0001



Beam Socket Heavy Duty

Weight:	0.85 lbs./0.39 kgs
Part No.:	3320 0002



With two Latches

Patented reversible channel assembly

3320 0035 can be used even if damaged by simply reversing it in the aluminum tube.

Weight:	3.8 lbs./1.73 kgs
Part No.:	3320 0035



Standard Version

Patented deck beam channel assembly with ergonomic finger press button.

Weight:	3.8 lbs./1.73 kgs
Part No.:	3320 0032



Series E/A Rope Tie Off

With spring actuated fitting for rope use in Series E or A track. WLL: 1,333 lbs./605 kgs.

Weight:	0.40 lbs./ 0.18 kgs
Part No.:	3330 0002



Pan Fitting

Weight:	0.3 lbs. / 0.14 kgs
WLL:	530 lbs. / 239 kgs
Part No.:	3330 0005



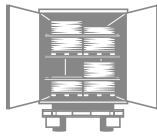
Recessed Pan Fitting

Weight:	1.2 lbs. / 0.54 kgs
WLL:	1.666 lbs. / 750 kgs
Part No.:	3330 0006



Decking Beam Attaching Pin

Weight:	0.1 lbs./ 0.045 kgs
Part No.:	3320 0033



Decking System Components

Components designed to replace standard decking system beams and tracks currently used in the market.




Repair Kit – Includes slider foot, nut and bolt

Weight:	7 lbs./3.2 kgs
Part No.:	3360 0030



Foot Assembly – Tube plus slider foot, nut and bolt

Weight:	6.0 lbs./2.72 kgs
Part No.:	3360 0031



HD Extrus – 92" W/holes, nut and bolt

Weight:	14.4 lbs./6.5 kgs
Part No.:	3360 0032



Big Top Extrus – 92" W/holes, nut and bolt

Weight:	19.5 lbs./8.8 kgs
Part No.:	3360 0033



Beam Stop

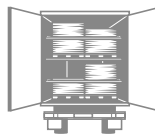
Weight:	0.04 lbs./0.02 kgs
Part No.:	3360 0034



Release Rod

Weight:	2.5 lbs./1.3 kgs
Part No.:	3360 0035





E Straps All standard series E-Straps come with a 48" fixed end length. Different lengths are available as custom order assemblies. Slidable Logistic Ratchet Strap series 33501712, 33501716, and 33501720 also act to change the location of the buckle on the strap.

Series E 2" Cam Buckle Straps with Spring End Fittings

Popular straps for securing light to medium loads. Comes in 3 color coded sizes. WLL: 833 lbs./378 kgs.

Yellow Webbing

Weight:	1.65 lbs./ 0.75 kgs
Length:	12 ft/365.76 cm
Part No.:	3350 0212



Grey Webbing

Weight:	1.80 lbs./ 0.82 kgs
Length:	16 ft/487.68 cm
Part No.:	3350 0216



Blue Webbing

Weight:	1.95 lbs./ 0.88 kgs
Length:	20 ft/609.6 cm
Part No.:	3350 0220



Series E 2" Ratchet Buckle Straps with Spring End Fittings

Low profile ratchet buckle makes tensioning more convenient for securing loads.

Three standard color coded sizes. WLL: 1,333 lbs./605 kgs.

Yellow Webbing

Weight:	2.25 lbs./1.02 kgs
Length:	12 ft/365.76 cm
Part No.:	3350 0712



Grey Webbing

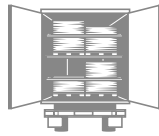
Weight:	2.40 lbs./1.09 kgs
Length:	16 ft/487.68 cm
Part No.:	3350 0716



Blue Webbing

Weight:	2.55 lbs./1.16 kgs
Length:	20 ft/609.6 cm
Part No.:	3350 0720



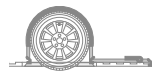


Slidable Logistic Ratchet Tie Down

- Slidable anywhere to place the ratchet at the best place to operate, no conflict with loading goods
- Pull-down and pull-up feature makes ratchet operation very convenient
- Strong and abrasion resistant Polyester webbing
- Multiple optional end fittings are available
- No custom strap any more



Part No.:	Description:	End Fitting:	Load capacity (lbs.):	Weight (lbs.):	Color:
3350 1712	2"x12" Slidable Logistic Ratchet Tie Down	E-Fitting	1,500	2.25	Yellow
3350 1716	2"x16" Slidable Logistic Ratchet Tie Down	E-Fitting	1,500	2.40	Gray
3350 1720	2"x20" Slidable Logistic Ratchet Tie Down	E-Fitting	1,500	2.55	Blue



Utility Tiedowns

Versatile and reliable for securing a wide range of light- to medium-duty cargo.



Cam Buckle Tiedown

1" x 5 – 1/2' Red, vinyl coated S hooks, fixed end: 6"

WLL:	400 lbs./ 181 kgs
Weight:	1.60 lbs./ 0.73 kgs
Part No.:	3800 0008



Header Card and Bag



Ratchet Strap with Wire Hooks

WLL:	1,000 lbs./ 454 kgs
Size:	1" x 10'
Weight:	1.6 lbs./ 0.73 kgs
Part No.:	3800 0013



Mini Ratchet Strap with D-Rings and Wire Hooks, WLL: 1,000 lbs./ 454 kgs

Packaged with header card and bag

Size:	Weight:	Part No.:
1" x 16'	1.56 lbs./ 0.71 kgs	3800 0010
1" x 20'	1.69 lbs./ 0.77 kgs	3800 0011



Ratchet Strap with S Hooks, with Clamshell Packaging

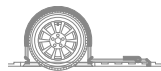
WLL:	400 lbs./ 182 kgs
Size:	1" x 14'
Weight:	0.8 lbs./ 0.36 kgs
Part No.:	3800 0018



Ratchet Strap with S Hooks, Bulk

WLL:	400 lbs./ 182 kgs
Size:	1" x 14'
Weight:	0.88 lbs./ 0.4 kgs
Part No.:	3800 0020

Utility Tiedowns



Cam Buckle Tiedowns

1" x 8', 2-pack, 1" Cam straps with scratch-resistant vinyl coated S hooks in an interactive package.

WLL:	400 lbs./181.44 kgs
Weight:	1.9 lbs./ 0.86 kgs
Part No.:	3800 0001



Cam Buckle Tiedowns

1" x 8', 4-pack, 1" red Cam straps with scratch-resistant vinyl coated S hooks in an interactive package.

WLL:	400 lbs./180 kgs
Weight:	3.8 lbs./1.72 kgs
Part No.:	3800 0004



Ratcheting Tiedowns

1" x 10', 2-pack, 1" black ratchet straps with vinyl coated S hooks in an interactive package.

WLL:	550 lbs./250 kgs
Weight:	2.25 lbs./1.0 kgs
Part No.:	3800 0002



Ratcheting and Cam Tiedowns

8 ft and 10 ft
Contains two each 1" multi-purpose ratchet and cam buckle tie downs with scratch-resistant vinyl coating.

WLL:	500 lbs./227 kgs
Weight:	3.20 lbs./1.45 kgs
Part No.:	3800 0006



Ratcheting Tiedowns

1" x 10', 4-pack, 1" black ratchet straps with vinyl coated S hooks in an interactive package.

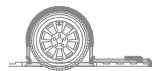
WLL:	550 lbs./250 kgs
Weight:	4.6 lbs./2.1 kgs
Part No.:	3800 0005



4-pack, Strap Assembly

Ratchet buckle with vinyl coated S hooks

WLL:	266 lbs./121 kgs
Size:	1" x 15'
Weight:	4.7 lbs./2.13 kgs
Part No.:	3800 0015



Ratchet Strap

1" x 16', w/wire, hooks and D-rings

WLL:	1,000 lbs./454 kgs
Weight:	1.7 lbs./ 0.46 kgs
Part No.:	3800 0019

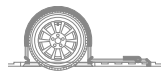


Ratchet Strap

1" x 15', w/l-hooks and D-rings

WLL:	400 lbs./ 180 kgs
Weight:	1.6 lbs./ 0.45 kgs
Part No.:	3800 0021





Heavy Duty 2" Ratchet Strap Assemblies for Interior Van



Heavy Duty Ratchet Buckle Strap, with Spring End Fitting, WLL: 1,333 lbs./ 0,605 kgs

Weight:	3.5 lbs./1.59 kgs	4.0 lbs./1.81 kgs	5.0 lbs./2.27 kgs
Length:	12 ft	16 ft	20 ft
Part No.:	3351 0712	3351 0716	3351 0720

Auto Tiedown 2"



Transit Strap with RTJ Hook, WLL: 1,000 lbs./ 454 kgs

Weight:	6.0 lbs./2.72 kgs	6.5 lbs./2.95 kgs	7.5 lbs./3.4 kgs
Length:	6 ft	8 ft	12 ft
Part No.:	3340 0010	3340 0011	3340 0012



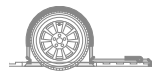
Car Hauler Ratchet Strap with Cleats and Swivel Idler Hooks

WLL:	3,333 lbs./1,515 kgs
Weight:	6.1 lbs./2.76 kgs
Length:	8.5 ft
Part No.:	3340 0013



Ratchet Tie Down Strap with Snap Hooks

WLL:	1,666 lbs./757 kg.
Weight:	4.84 lbs./2.20 kgs.
Length:	12 ft
Part No.:	3340 0009



Car and Truck Lashing Straps

with certified TensionController with Proven Coefficient of Performance η

The newly certified TensionController guarantees optimum transmission and distribution of the applied pre-tensioning force. As a result, a steady stress of the attachment point is ensured. Further, the pre-tensioning force remains constant throughout the journey.

- Meets the newest requirements of the German expert group for car and truck lashing TÜV SÜD
- According to the DAIMLER loading guidelines
- Best coefficient of performance η
- Reduces the stress of the sheet iron
- Especially thin, due to this also applicable at limited space
- Patented webbing construction
- Slide-blocking webbing
- Special edge reinforcement



Please note: The webbing of the lashing strap must not be in direct contact with the tire at any place!

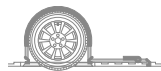
Certified TensionController

- For 1.37" webbing width, standard length 43.3"
- For 1.96" webbing width, standard length 59.1"
- Special lengths available

Specification for Webbing Width:	1.37"	1.96"
Part No.:	0635 9996	0650 9996



Utility Tiedowns



DoZurr 1500 TC, Lashing Straps for Car Transports, Width 1.37"; Fixed End 5.9"; Loose End 104.33" with TensionController


- Webbing with elongation < 4%, also available with elongation < 2,5% and < 1,5%
- 1.27" ratchet with pre-tensioning force of 740 lbs.
- According to VDI 2700 sheet 8.1 and DIN EN 12195-2
- Meets the newest requirements of the German expert group for car and truck lashing TÜV SÜD

Part No.:	Type of Hook/ End Fitting Two-Part Lashing Strap with:	Elongation (%) :	Pre-Tension Force (lbs.):
2635 1009	3 x Standard Profile Hook	< 4	740
2635 1012	3 x Finger Profile Hook	< 4	740
2635 1535	3 x Swivel Hook	< 4	740

For special demands the DoZurrTC is also available with webbing made from UHMW-PE with an elongation lower than 1,5% and a geared ratchet with a pre-tensioning force of 1120 lbs.

Special ratchets

The new tensioning ratchets for 1.37" and 1.96" systems are characterized by a particularly compact design (minimal dimensions) and outstanding securing values. The required pre-tensioning forces are reliably reached and confirmed by the GS certificate.



Swivel Hook for 1.37" & 1.96" Width

Specification:	1.37"	1.96"
Part No.:	0635 0024	0650 0028



Finger Profile Hook for 1.37" & 1.96" Width

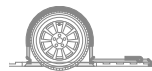
Specification:	1.37"	1.96"
Part No.:	0635 5004	0650 0005



Profile Hook for 1.37" Width

Part No.:	0635 0002
-----------	------------------





DoZurr 2500 TC, Lashing Straps for Truck Transport, 1.96" Width, Fixed End 11.81", Loose End 145.7" with TensionController

- According to VDI 2700 sheet 8.2 and DIN EN 12195-2
- Meets the newest requirements of the German expert group for car and truck lashing TÜV SÜD

Part No.:	Type of Hook/ End Fitting Two-Part Lashing Strap with:	Elongation (%) :	Pre-Tension Force (lbs.):
2650 5244	Lashing Strap PES with Standard Ratchet, 3 x Swivel Hook	< 4	740
2650 5237	Lashing Strap PES with Standard Ratchet, 3 x Finger Profile Hook	< 4	740
2650 5344	Lashing strap PES / UHMW-PE with Standard Ratchet, 3 x Swivel Hook	< 2,5	740
2650 5337	Lashing strap PES / UHMW-PE with Standard Ratchet, 3 x Finger Profile Hook	< 2,5	740
2681 5044	Lashing strap UHMW-PE with Standard Ratchet, 3 x Swivel Hook	< 1,5	740
2681 5234	Lashing strap UHMW-PE with Standard Ratchet, 3 x Finger Profile Hook	< 1,5	740
2658 5244	Lashing strap PES with Geared Ratchet, 3 x Swivel Hook	< 4	1120
2658 5237	Lashing strap PES with Geared Ratchet, 3 x Finger Profile Hook	< 4	1120
2658 5344	Lashing strap PES / UHMW-PE with Geared Ratchet, 3 x Swivel Hook	< 2,5	1120
2658 5337	Lashing strap PES / UHMW-PE with Geared Ratchet, 3 x Finger Profile Hook	< 2,5	1120
2681 5244	Lashing strap UHMW-PE with Geared Ratchet, 3 x Swivel Hook	< 1,5	1120
2681 5237	Lashing strap UHMW-PE with Geared Ratchet, 3 x Finger Profile Hook	< 1,5	1120



Special ratchets

The new tensioning ratchets for 1.37" and 1.96" systems are characterized by a particularly compact design (minimal dimensions) and outstanding securing values. The required pre-tensioning forces are reliably reached and confirmed by the GS certificate.

Flat Eye to Eye – Polyester Slings


- Light weight and economical
- 9,800 lbs. Polyester webbing
- Single-ply and double-ply styles
- Industry compliant sewn in warning tags
- Reinforced eyes
- Tapered eyes on 2", 3", and 4" widths



Choker

Vertical

Basket



Single-Ply 9,800 lbs. Flat Eye Slings

Part No.:	Length:	Rated Capacity (lbs.):			Weight:
		Choker	Vertical	Basket	
6811 0104	1" x 4'	1,250	1,600	3,200	0.42 lbs./0.19 kgs
6811 0106	1" x 6'	1,250	1,600	3,200	0.53 lbs./0.24 kgs
6811 0110	1" x 10'	1,250	1,600	3,200	0.75 lbs./0.34 kgs
6811 0203	2" x 3'	2,500	3,200	6,400	0.75 lbs./0.34 kgs
6811 0204	2" x 4'	2,500	3,200	6,400	0.88 lbs./0.40 kgs
6811 0206	2" x 6'	2,500	3,200	6,400	1.08 lbs./0.49 kgs
6811 0210	2" x 10'	2,500	3,200	6,400	1.48 lbs./0.67 kgs
6811 0212	2" x 12'	2,500	3,200	6,400	1.80 lbs./0.82 kgs
6811 0214	2" x 14'	2,500	3,200	6,400	2.00 lbs./0.91 kgs

Double-Ply 9,800 lbs. Flat Eye Slings

Part No.:	Length:	Rated Capacity (lbs.):			Weight:
		Choker	Vertical	Basket	
6812 0104	1" x 4'	2,500	3,200	6,400	0.57 lbs./0.26 kgs
6812 0108	1" x 8'	2,500	3,200	6,400	1.00 lbs./0.45 kgs
6812 0203	2" x 3'	5,000	6,400	12,800	0.80 lbs./0.36 kgs
6812 0204	2" x 4'	5,000	6,400	12,800	0.97 lbs./0.44 kgs
6812 0206	2" x 6'	5,000	6,400	12,800	1.32 lbs./0.60 kgs
6812 0208	2" x 8'	5,000	6,400	12,800	1.72 lbs./0.78 kgs
6812 0210	2" x 10'	5,000	6,400	12,800	2.10 lbs./0.95 kgs
6812 0212	2" x 12'	5,000	6,400	12,800	2.43 lbs./1.11 kgs
6812 0216	2" x 16'	5,000	6,400	12,800	2.70 lbs./1.225 kgs
6812 0220	2" x 20'	5,000	6,400	12,800	3.75 lbs./1.70 kgs
6812 0230	2" x 30'	5,000	6,400	12,800	5.80 lbs./2.63 kgs
6812 0310	3" x 10'	6,900	8,600	17,200	2.65 lbs./1.2 kgs
6812 0312	3" x 12'	6,900	8,600	17,200	3.09 lbs./1.4 kgs
6812 0316	3" x 16'	6,900	8,600	17,200	4.10 lbs./1.86 kgs
6812 0320	3" x 20'	6,900	8,600	17,200	5.07 lbs./2.30 kgs
6812 0406	4" x 6'	9,200	11,500	23,000	2.18 lbs./0.99 kgs
6812 0408	4" x 8'	9,200	11,500	23,000	2.73 lbs./1.24 kgs
6812 0410	4" x 10'	9,200	11,500	23,000	3.30 lbs./1.5 kgs
6812 0412	4" x 12'	9,200	11,500	23,000	3.85 lbs./1.75 kgs
6812 0416	4" x 16'	9,200	11,500	23,000	5.0 lbs./2.26 kgs
6812 0420	4" x 20'	9,200	11,500	23,000	6.12 lbs./2.78 kgs
6812 0430	4" x 30'	9,200	11,500	23,000	8.82 lbs./4.0 kgs



Warnings

Please read and comply with all warnings on labels and packaging. Failure to do so may result in loss of load or serious property damage and/or personal injury. Always inspect slings for damage and excessive wear prior to using. **DO NOT USE** if fibers are cut, burned, melted or have been exposed to unknown chemicals.

Discard and replace appropriately. For Operating and Inspection Manuals for Synthetic Web Slings, see the Web Sling & Tie-Down Association Publication WSTDA-WS-2 at www.wstda.com.

For Operating and Inspection Manuals for Polyester Round Slings, see the Web Sling & Tie-Down Association Publication WSTDA-RS-2 at www.wstda.com.

For Operating and inspection Requirements for Wire Rope Slings, see OSHA Part 1910.184 Slings or Contact the Association of Wire Rope Fabricators AWRF at www.awrf.org.



Upon request, we also produce web sling eyes in special dimensions and specially wrapped – adjusted to your special crane hook. The table below shows alternate eye designs you can choose.

Flat Eyes		Twisted Eyes	
Wrapped Wear Point	Fully Wrapped Eye	Wrapped Wear Point	Fully Wrapped Eye
			



Recommended minimum loop eye length and suggested loop eye width for flat and twisted eyed web slings are listed in the following table (according to WSTDA norms).

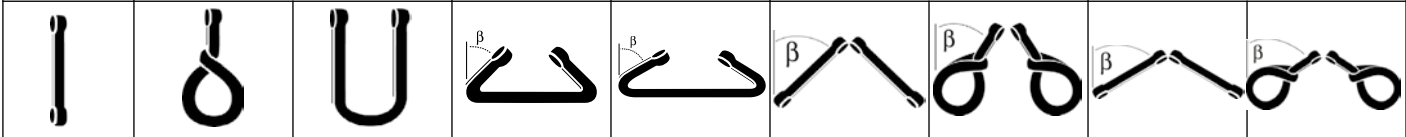


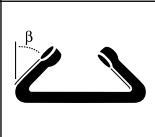
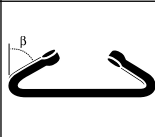
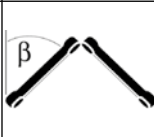
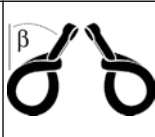
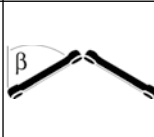

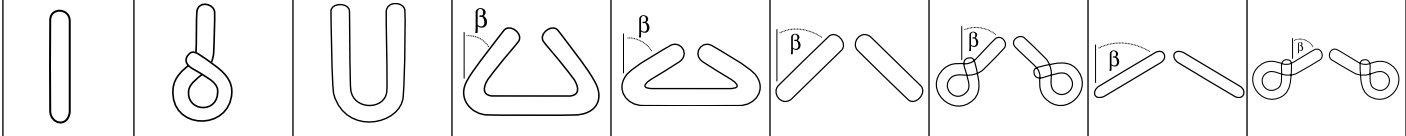


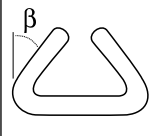
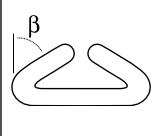
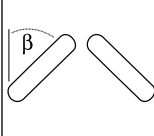
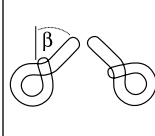
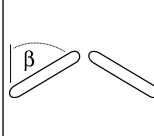
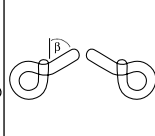
Single- and Double-Ply Slings

Sling Web Width:	Recommended Min Loop Eye Length:	Suggested Loop Eye Width:
1"	6"	1"
1 1/2"	6"	1 1/2"
1 3/4"	6"	1 3/4"
2"	8"	2"
3"	8"	1 1/2"
4"	10"	1 1/2"
5"	12"	1 3/4"
6"	14"	2"
8"	18"	3"
10"	22"	4"
12"	26"	5"

Round Slings

Polyester Slings and Round Slings

The effect of sling angle on tension. As noted in WSTDA Web Sling Standard WS-1, sling angles have a dramatic impact on WLL capacities of slings. In Europe these tables are documented in European standard DIN EN 1492-1/2 which display the working load limit efficiency based on lifting angles.

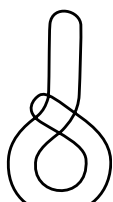
Tilt Angle β :	0°		> 6°	0° - 45°	0° - 45°		45° - 60°	
								
								
WLL (lbs.)								
2,200	1,700	4,400	3,000	2,200	3,000	2,000	2,200	1,700
4,400	3,500	8,800	6,100	4,400	6,100	4,900	4,400	3,500
6,600	5,200	13,200	9,200	6,600	9,200	7,400	6,600	5,200
8,800	7,000	17,600	12,000	8,800	12,000	9,800	8,800	7,000
11,000	8,800	22,000	15,000	11,000	15,000	12,000	11,000	8,800
13,000	10,000	26,000	18,000	13,000	18,000	14,000	13,000	10,000
17,000	14,000	35,000	24,000	17,000	24,000	19,000	17,000	14,000
22,000	17,000	44,000	30,000	22,000	30,000	24,000	22,000	17,000
26,000	21,000	49,000	37,000	26,000	37,000	29,000	26,000	21,000
33,000	26,000	66,000	46,000	33,000	46,000	37,000	33,000	26,000
44,000	35,000	88,000	61,000	44,000	61,000	49,000	44,000	35,000
55,000	44,000	110,000	77,000	55,000	77,000	61,000	55,000	44,000

Polyester Round Slings

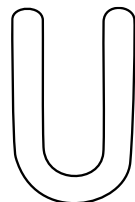
- Light weight and durable
- Low stretch properties for optimum use in low head room applications
- Continuous looped Polyester load yarns inside
- Abrasion resistant double wall Polyester protective cover
- Color coded to industry capacity standards
- Industry compliant sewn warning tags



Choker




Vertical



Basket



Round Slings



Part No.:	Straight Length:	Color:	Rated Capacity (lbs.):			Weight:
			Choker	Vertical	Basket	
6820 0103	1" x 3'	Purple	2,100	2,600	5,200	0.9 lbs./ 0.41 kgs
6820 0104	1" x 4'	Purple	2,100	2,600	5,200	1.2 lbs. / 0.54 kgs
6820 0106	1" x 6'	Purple	2,100	2,600	5,200	1.8 lbs. / 0.82 kgs
6820 0108	1" x 8'	Purple	2,100	2,600	5,200	2.4 lbs. / 1.09 kgs
6820 0110	1" x 10'	Purple	2,100	2,600	5,200	3.0 lbs. / 1.36 kgs
6820 0112	1" x 12'	Purple	2,100	2,600	5,200	3.6 lbs. / 1.63 kgs
6820 0203	2" x 3'	Green	4,200	5,300	10,600	1.2 lbs. / 0.54 kgs
6820 0204	2" x 4'	Green	4,200	5,300	10,600	1.6 lbs. / 0.73 kgs
6820 0208	2" x 8'	Green	4,200	5,300	10,600	3.2 lbs. / 1.45 kgs
6820 0210	2" x 10'	Green	4,200	5,300	10,600	4.0 lbs. / 1.81 kgs
6820 0212	2" x 12'	Green	4,200	5,300	10,600	4.8 lbs. / 2.18 kgs
6820 0220	2" x 20'	Green	4,200	5,300	10,600	8.0 lbs. / 3.63 kgs
6820 0303	3" x 3'	Yellow	6,700	8,400	16,800	1.8 lbs. / 0.82 kgs
6820 0304	3" x 4'	Yellow	6,700	8,400	16,800	2.4 lbs. / 1.09 kgs
6820 0306	3" x 6'	Yellow	6,700	8,400	16,800	3.6 lbs. / 1.63 kgs
6820 0308	3" x 8'	Yellow	6,700	8,400	16,800	4.8 lbs. / 2.18 kgs
6820 0310	3" x 10'	Yellow	6,700	8,400	16,800	6.0 lbs. / 2.72 kgs
6820 0312	3" x 12'	Yellow	6,700	8,400	16,800	7.2 lbs. / 3.27 kgs
6820 0320	3" x 20'	Yellow	6,700	8,400	16,800	12.01 lbs. / 5.44 kgs
6820 0410	4" x 10'	Tan	8,500	10,600	21,200	7.0 lbs. / 3.18 kgs
6820 0416	4" x 16'	Tan	8,500	10,600	21,200	11.2 lbs. / 5.08 kgs
6820 0504	5" x 4'	Red	10,600	13,200	24,400	3.2 lbs. / 1.45 kgs
6820 0506	5" x 6'	Red	10,600	13,200	24,400	4.8 lbs. / 2.18 kgs
6820 0508	5" x 8'	Red	10,600	13,200	24,400	6.4 lbs. / 2.9 kgs
6820 0510	5" x 10'	Red	10,600	13,200	24,400	8.0 lbs. / 3.63 kgs
6820 0512	5" x 12'	Red	10,600	13,200	24,400	9.61 lbs. / 4.35 kgs
6820 0520	5" x 20'	Red	10,600	13,200	24,400	16.1 lbs. / 7.26 kgs
6820 0706	7" x 6'	Blue	17,000	21,200	42,400	9.61 lbs. / 4.35 kgs
6820 0708	7" x 8'	Blue	17,000	21,200	42,400	12.81 lbs. / 5.81 kgs
6820 0710	7" x 10'	Blue	17,000	21,200	42,400	16.0 lbs. / 7.26 kgs
6820 0712	7" x 12'	Blue	17,000	21,200	42,400	19.21 lbs. / 8.71 kgs
6820 0720	7" x 20'	Blue	17,000	21,200	42,400	32.01 lbs. / 14.51 kgs

Warnings

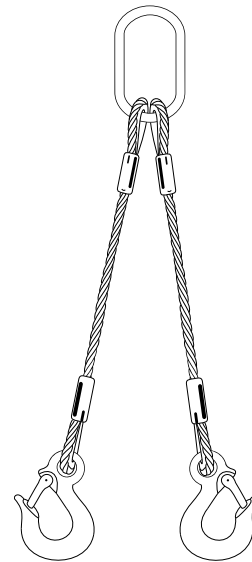
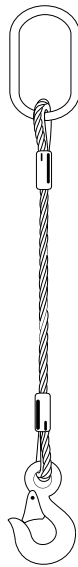
Please read and comply with all warnings on labels and packaging. Failure to do so may result in loss of load or serious property damage and/or personal injury. Always inspect slings for damage and excessive wear prior to using. DO NOT USE if fibers are cut, burned, melted or have been exposed to unknown chemicals. DO NOT USE if wires are broken or severely deformed or if eye crimps have become loose or broken. Discard and replace appropriately. For Operating and Inspection Manuals for Synthetic Web Slings, see the Web Sling & Tie-Down Association Publication WSTDA-WS-2 at www.wstda.com. For Operating and Inspection Manuals for Polyester Round Slings, see the Web Sling & Tie-Down Association Publication WSTDA-RS-2 at www.wstda.com. For Operating and inspection Requirements for Wire Rope Slings, see OSHA Part 1910.184 Slings or Contact the Association of Wire Rope Fabricators AWRF at www.awrf.org.

Wire Rope Slings for all Types of Applications



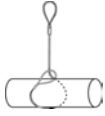
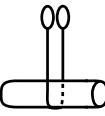
Standard Eye Sizes

Rope Diameter:	Eye size W x L (in.):	Rope Diameter:	Eye size W x L (in.):
1/4	3 x 6	7/8	7 x 14
3/8	3 x 6	1	8 x 16
1/2	4 x 8	1 1/4	10 x 20
5/8	5 x 10	1 1/2	12 x 24
3/4	6 x 12		



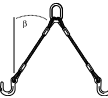
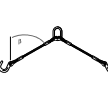
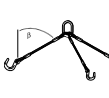
Units: Rope diameters in inches, rated capacities in tons



Single Leg

Rope Diameter:	Vertical:	Choker:	Vertical Basket:
			
1/4	0.65	0.48	1.3
5/16	1.0	0.74	2.0
3/8	1.4	1.1	2.9
7/16	1.9	1.4	3.9
1/2	2.5	1.9	5.1
9/16	3.2	2.4	6.4
5/8	3.9	2.9	7.8
3/4	5.6	4.1	11
7/8	7.4	5.6	15
1	9.8	7.2	20
1 1/8	12	9.1	24
1 1/4	15	11	30
1 3/8	18	13	36
1 1/2	21	16	42

Two Leg Bridle

Rope Diameter:	Vertical:	Degree 30°:	Degree 45°:	Degree 60°:
				
1/4	1.3	0.65	0.91	1.1
5/16	2.0	1.0	1.4	1.7
3/8	2.9	1.4	2.0	2.5
7/16	3.9	1.9	2.7	3.4
1/2	5.1	2.5	3.6	4.4
9/16	6.4	3.2	4.5	5.5
5/8	7.8	3.9	5.5	6.8
3/4	11	5.6	7.9	9.7
7/8	15	7.6	11	13
1	20	9.8	14	17
1 1/8	24	12	17	21
1 1/4	30	15	21	26
1 3/8	36	18	25	31
1 1/2	42	21	30	37

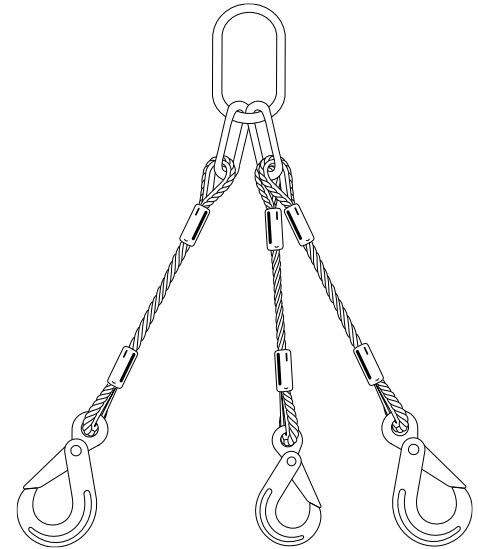


Units: Rope diameters in inches,
rated capacities in tons

Please contact us for
specifications and pricing.


Three Leg Bridle

Rope Diameter:	Vertical:	Degree 30°:	Degree 45°:	Degree 60°:
1/4	1.9	0.97	1.4	1.7
5/16	3.0	1.5	2.1	2.6
3/8	4.3	2.2	3.0	3.7
7/16	5.8	2.9	4.1	5.0
1/2	7.6	3.8	5.4	6.6
9/16	9.6	4.8	6.8	8.3
5/8	12	5.9	8.3	10
3/4	17	8.4	12	15
7/8	23	11	16	20
1	29	15	21	26
1 1/8	36	18	26	31
1 1/4	44	22	31	38
1 3/8	53	27	38	46
1 1/2	63	32	45	55



Four Leg Bridle

Rope Diameter:	Vertical:	Degree 30°:	Degree 45°:	Degree 60°:
1/4	2.6	1.3	1.8	2.2
5/16	4.0	2.0	2.8	3.5
3/8	5.7	2.9	4.1	5.0
7/16	7.8	3.9	5.5	6.7
1/2	10	5.1	7.1	8.8
9/16	13	6.4	9.0	11
5/8	16	7.8	11	14
3/4	22	11	16	19
7/8	30	15	21	26
1	39	20	28	34
1 1/8	48	24	34	42
1 1/4	59	30	42	51
1 3/8	71	36	50	62
1 1/2	84	42	60	72



Warnings

DO NOT USE if wires are broken or severely deformed or if eye crimps have become loose or broken.

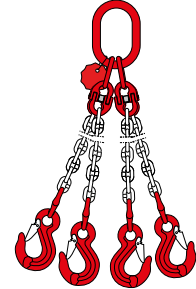
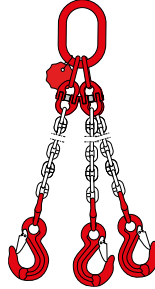
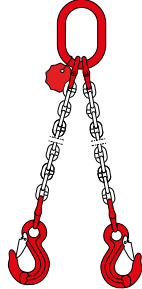
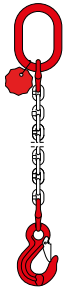
Chain Slings



Chain Slings

Please contact us for specifications and pricing.

Chain Slings with Oblong Master Link





Chain Size (in.):	WLL for Single Leg Chain (lbs.):	WLL for Double Leg Chain (lbs.):	WLL for Triple Leg Chain (lbs.):	WLL for Quad Leg Chain (lbs.):
9/32	4,300	7,400	11,200	11,200
3/8	8,800	15,200	22,900	22,900
1/2	15,000	26,000	39,000	39,000
5/8	22,000	39,100	58,700	58,700
3/4	35,300	61,100	91,700	91,700
7/8	34,200	59,200	88,900	88,900
1	44,700	82,600	123,900	123,900

Choose the fittings you need according to the following codes.

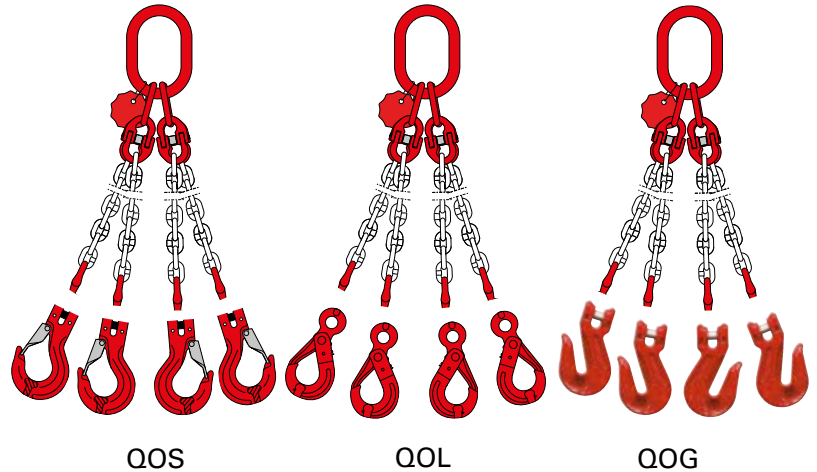

Single Leg, Grade 100

Double Leg, Grade 100



Triple Leg, Grade 100

Quad Leg, Grade 100





Doleco Red Series



Hand Lever Hoist

Capacity:		Chain Size:	Hoist Body:	STD Lift	STD Lift	STD Lift
lbs.	t			5ft:	10ft:	15ft:
1,650	0.75	1/4	0877 8056	0877 8066	0877 8076	0877 8086
3,300	1.5	5/16	0877 8058	0877 8068	0877 8078	0877 8088
6,600	3	13/32	0877 8060	0877 8070	0877 8080	0877 8090
13,200	6	13/32	0877 8062	0877 8072	0877 8082	0877 8092
19,800	9	13/32	0877 8064	0877 8074	0877 8084	0877 8094

Features

- Stable precision drive
- Highly solid, black coated according DIN EN 818-7
- All hooks with safety latch
- Hook rotatable by 360°
- Release for fast pulling through the unloaded chain
- Low maintenance
- Easy to use

Hand Chain Hoist

Capacity:		Chain Size:	Hoist Body:	STD Lift	STD Lift	STD Lift
lbs.	t			10ft:	15ft:	20ft:
1,100	0.5	1/4	0877 8000	0877 8014	0877 8028	0877 8042
2,200	1	1/4	0877 8002	0877 8016	0877 8030	0877 8044
3,300	1.5	5/16	0877 8004	0877 8018	0877 8032	0877 8046
4,400	2	5/16	0877 8006	0877 8020	0877 8034	0877 8048
6,600	3	5/16	0877 8008	0877 8022	0877 8036	0877 8050
11,000	5	13/32	0877 8010	0877 8024	0877 8038	0877 8052
22,000	10	13/32	0877 8012	0877 8026	0877 8040	0877 8054

Features

- Solid compact housing
- Highly solid, black coated according DIN EN 818-7
- All hooks with safety latch
- Hook rotatable by 360°
- Low maintenance
- Easy to use









DoNova® – The Textile Chain Dyneema®

This chain is made of high-tech webbing material Dyneema® and offers unique advantages. It can be used as a lashing chain or as a lifting chain likewise and saves up to 85% weight (in comparison to a 1/2" grade 80 chain). This makes using the chain a lot easier and en-

ables the handling of longer lashing chains with e.g. 65 ft. usable length. The flexible textile chain-links can be connected with nearly every high-tensile chain components. In order to shorten the chain a standard high-tensile shackle is sufficient.

This chain is produced in cooperation with DSM and is suitable for heavy use since it is extremely resistant against abrasion, chemicals and seawater.

-  Avoidance of damage to the load due to soft material
-  Reduction of physical work load due to up to 85% less weight
-  Long life service due to abrasion resistance

-  Easy handling due to easy shortening
-  Increased stress level due to less noise
-  Increased safety due to redundant design



High-performance fibers from Dyneema® – Premium in every respect

DSM Dyneema is the inventor and manufacturer of the UHMWPE fiber (Ultra High Molecular Weight Poly-Ethylene), which is marketed under the brand name Dyneema®, the world's strongest fiber™. Dyneema® offers maximum strength combined with minimum weight. For the same weight it is 15 times stronger than quality steel and up to 40% stronger

than aramid fibers. The Dyneema® fiber floats on water and has an extremely high resistance to abrasion and cutting as well as being resistant to moisture, UV light and chemicals. Products made from Dyneema® fibers are used in many different sectors where highest performance and reliability count.

Dyneema® fibers are used for example in Aviation, Maritime and Off-shore-Sector, Commercial fishing and for the production of wear-resistant textiles like gloves and in the heavy lifting sector.



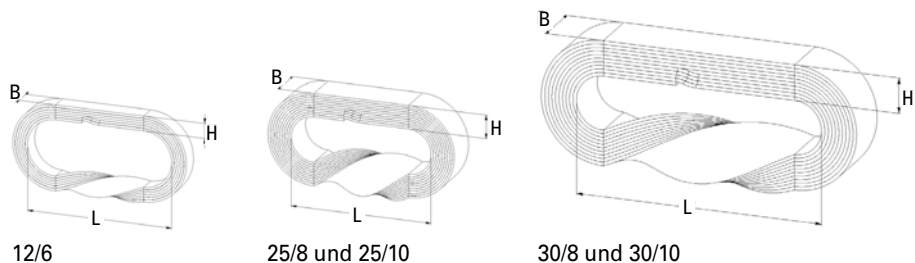
Technical Characteristics of DoNova®

Specification*:	12/6	25/8	25/10	30/8	30/10
Part No.:	2600 0023	2600 0051	2600 0080	2600 3008	2630 0500
Inner Single Link Dimension [L1]**:	3.66" ± 3%	3.82" ± 3%	3.66" ± 3%	4.72" ± 3%	4.72" ± 3%
Thickness [B]**:	0.47" ± 4%	0.98" ± 4%	0.98" ± 4%	1.81" ± 4%	1.81" ± 4%
Width (Number of layers x thickness webbing) [H]**:	0.38" ± 4%	0.49" ± 4%	0.61" ± 4%	0.64" ± 4%	0.76" ± 4%
Min. Breaking Strength MBS:	60 kN	200 kN	250 kN	320 kN	400 kN
WLL DF 2:1 (DoNova® PowerLash)***:	6,613 lbs.	22,046 lbs.	27,557 lbs.	35,273 lbs.	44,092 lbs.
WLL DF 5:1 (DoNova® PowerLift)***:	2,645 lbs.	8,818 lbs.	11,023 lbs.	14,440 lbs.	17,636 lbs.

* Width in centimeters / number of wraps, e. g. 25/8 means 25 centimeters width and 8 wraps
 ** Dimensions at 6% MBK *** Under the condition of aligned fittings



Image Source: Northwest Logistics Heavy Haul





DoNova® PowerLash – The Textile Lashing Chain

When used as a lashing chain DoNova® PowerLash challenges the grade 80 steel chain with chain diameter 5/8". DoNova® PowerLash is available in variants 25/8 and 30/8 (thickness of webbing in mm/ number of webbing layers). Both systems are certified by Dekra and with a WLL of 22,000 lbs. (25/8)/ 35,000 lbs. (30/8) even the heaviest loads can be secured easily.

The extreme low weight of DoNova® PowerLash provides for easy handling of heavy duty load securing devices. It can be easily thrown over the load or guided around without damaging it. The low weight enables the handling of longer lashing chains with more than 60 feet of usable length even with only one operator.

The textile chain can be shortened very quickly since all hooks of the tensioning device can be attached



directly to the flexible chain links. This chain is produced in cooperation with DSM and is suitable for heavy use since it is extremely re-

sistant against abrasion, chemicals and seawater.



DoNova® lashing chain with ratchet load binder

For the textile chain special load binders have been developed. They have a widened hook support. The use of DoNova® Powerlash is especially getting comfortable with the patented ratchet tensioner DoRa. This extremely light and compact tensioning element has a very long clamping distance. Therefore, it can be used even in situations with limited space and it avoids inconvenient retensioning.



DoNova® lashing chain with lashing strap as tensioning element

DoNova® PowerLash 25/8 with a WLL of 22,000 lbs. may be used with the lashing strap as tensioning element. The Heavy Duty 2" Ratchet with Gear Drive, Webbing made with Dyneema®, Special Eye-hooks and Coupling links substitute standard load binders. This leads to an essentially increased tensioning range and at the same time to more weight reduction. The WLL of the tensioning elements employed (straight pull or loop) must be matched to the WLL of the textile chain. The hooks are hooked into the respective chain element.



DoNova® head sling

Since the load has no fastening points, it is secured with a sling that runs over the edges. This is called indirect lashing. Usage of DoNova® PowerLash for this application is possible as well.



The DoNova® PowerLash Modular System

DoNova® lashing chain is offered as a modular system. This allows it to be configured flexibly for the specific application.

DoNova® Head Sling

The DoNova® PowerLash head sling secures voluminous loads without lashing points or functions as a headboard substitute for loads that can't be placed against the actual headboard of the vehicle. DoNova® can be guided around the

load flexibly and tensioned with lashing straps directly that are hooked into the chain links. Please choose the textile chain and the suitable shackle for the head sling according to the WLL required from the table below.



Specification:	12/6	25/8	25/10	30/8	30/10
Part No.:	2600 0023	2600 0081	2600 0080	2600 3008	2630 0500
High Strength Shackle, Part No. / WLL:	0329 9032 / 7,165 lbs.	0320 7065 / 14,330 lbs.	0320 7065 / 14,330 lbs.	0329 9019 / 20,943 lbs.	0329 9112 / 26,455 lbs.

DoNova® Lashing Chain with Ratchet Load Binder or Lashing Strap as Tensioning Element

Select the chain length (strands in lengths of 13 and 26 ft. are standard), the number of hooks and tensioner elements required and, if necessary, additional shackles for the connection or shortening of chain strands. The additional option for the system with clevis hook is a system with coupling links, nominal size 13. The advantage: An eye hook (with at least nominal size 13 and grade 8) can then be attached.

Part No.:	WLL (lbs.):	Type:	Webbing Width (inch):	Length (ft):	Description:
Assemblies with the Textile Chain DoNova®					
2600 0070	22,000	25/8	0.98	12.00	2 x Clevis Hook DoNova®
2600 0071	22,000	25/8	0.98	15.00	2 x Clevis Hook DoNova®
2600 0072	22,000	25/8	0.98	20.00	2 x Clevis Hook DoNova®
2600 0046	22,000	25/8	0.98	9.84	2 x Coupling Link W 13-10
2600 0047	22,000	25/8	0.98	11.48	2 x Coupling Link W 13-10
2600 0048	22,000	25/8	0.98	13.12	2 x Coupling Link W 13-10
2600 0049	22,000	25/8	0.98	19.68	2 x Coupling Link W 13-10
2630 0038	35,000	30/8	1.18	11.48	2 x Coupling Link + Eye Hook
2630 0039	35,000	30/8	1.18	13.12	2 x Coupling Link + Eye Hook
2630 0040	35,000	30/8	1.18	19.68	2 x Coupling Link + Eye Hook
Tensioning Elements					
2650 9696	14,667 (WSTDAT-1 standard)		2.00	5.00	Ratchet Strap with Dyneema®
	22,000 (EN standard)		2.00	5.00	Ratchet Strap with Dyneema®
2902 0513	22,000				Ratchet Load Binder
2902 0514	35,000				Ratchet Load Binder (no image)
Accessories					
0905 7713					Eye Hook OS-DD 13-8
5958 0513					Coupling Link W 13-10
5958 0613					Eye Hook WOSE 13-10
2902 0613					Special Clevis Hook
2600 0031					DoNova® Bag

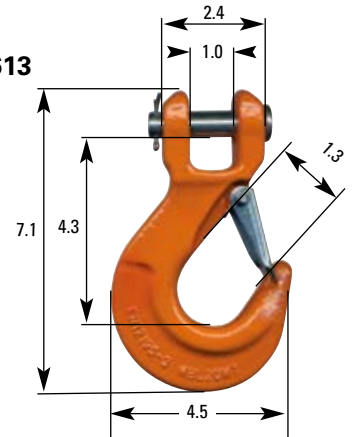


An adapted clevis hook has been specially developed for the DoNova® PowerLash. On the basis of the following figure you can check whether it fits your lashing point (dimensions in inch). If you need a larger rim width (because of your lashing points) you can use the fittings 0905 7713, 5958 0513 and 5958 0613.

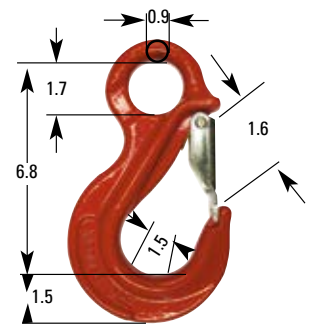
2600 0031




2902 0613



0905 7713

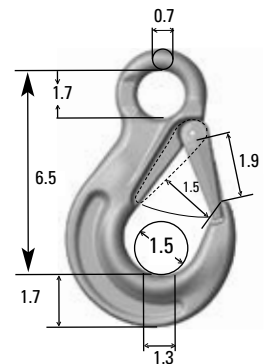


2902 0513




L 23" / 35" (closed/turned out)
Maximum extended length 12"

5958 0613



2650 9696



L1 = 59"



DoNova® PowerLift – The Textile Lifting Chain

When DoNova® is used as a lifting chain – besides the spectacularly easy handling – the protection of the load is in focus.

The soft and flexible webbing chain is suited perfectly to lift delicate loads or to protect sensitive surfaces from damage by the lifting device.

To the extent as the DoNova® PowerLift is gentle with the load and the user it convinces by its robustness. The Dyneema® fiber has an extremely high resistance to abrasion as well as being resistant against UV light, chemicals and saltwater; the chain links that are designed as multilayered Möbius loops ensure redundancy and increased safety, compared to a conventionally welded chain link.



The DoNova® PowerLift is as powerful as a lifting chain grade 80 lifting chain with 3/8" diameter. The 1" width webbing made of Dyneema®

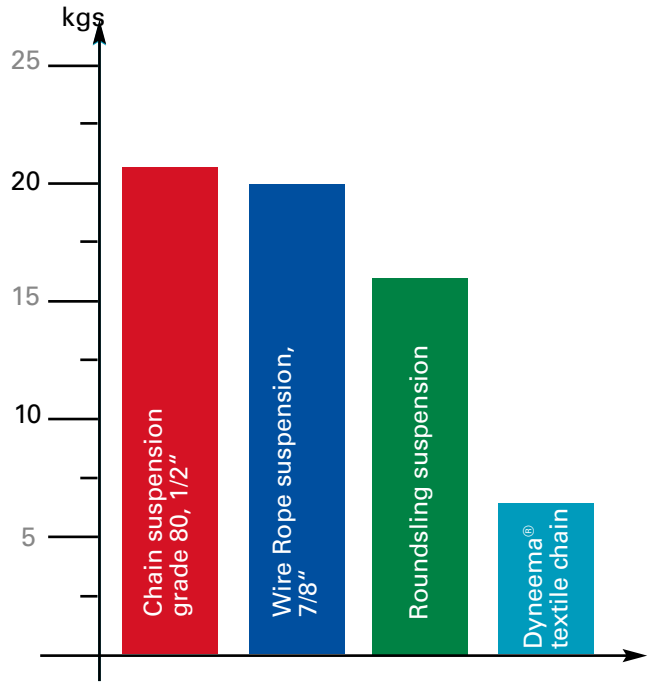
in a single leg DoNova® PowerLift textile chain sling reaches a WLL of 11,000 lbs. With a 4-leg chain sling the WLL is 23,000 lbs. Low weight

and best handling is guaranteed. For lifting asymmetric loads DoNova® PowerLift can be easily shortened with high strength shackles.





Comparison of a 2-leg chain sling, length 6 ft.



Assemblies with Eye Sling Hooks, Connecting Links, Master Links and Shackles

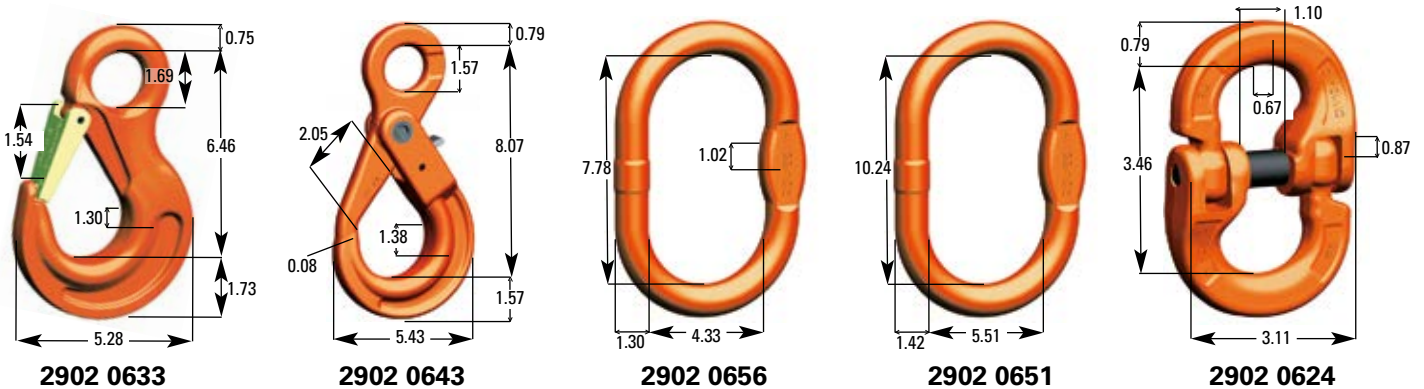
Part No.:	Type:	Webbing Width (inch):	Length (ft):	Description:
0500 4001 / 2 / 3 / 4	25/10	1.18	6.56	DoNova® PowerLift 1 / 2 / 3 / 4 leg*
0500 4011 / 2 / 3 / 4	25/10	1.18	9.84	DoNova® PowerLift 1 / 2 / 3 / 4 leg*
0500 4021 / 2 / 3 / 4	25/10	1.18	13.12	DoNova® PowerLift 1 / 2 / 3 / 4 leg*
0500 4031 / 2 / 3 / 4	25/10	1.18	16.4	DoNova® PowerLift 1 / 2 / 3 / 4 leg*
0500 4041 / 2 / 3 / 4	25/10	1.18	19.69	DoNova® PowerLift 1 / 2 / 3 / 4 leg*
0500 4051 / 2 / 3 / 4	25/10	1.18	26.25	DoNova® PowerLift 1 / 2 / 3 / 4 leg*

Accessories


Part No.:	Description:	Size:	Weight (lbs.):
2902 0633	Eye Sling Hook	1/2"	4.85
2902 0643	Safety Hook	1/2"	5.95
2902 0656	Master Link 3/4	3/4"	2.03
2902 0651	Master Link 7/8	7/8"	3.53
2902 0624	Connecting Link	1/2"	1.85

WLL of the Assemblies

1 Leg (lbs.):	2 Leg (lbs.):	3 Leg (lbs.):	4 Leg (lbs.):
11,000	15,000 (0-45°)	23,000 (0-45°)	
	11,000 (45-60°)	16,500 (45-60°)	



DoPremium Eye Slings



DoPremium Eye Slings are the highest quality Eye Slings we have to offer. Improvements over our standard Eye Slings include: higher temperature resistance (up to 150° C), higher abrasion resistance, higher compression resistance, and overall longer service life. All DoPremium Eye Slings come standard with fully reinforced eyes. Please contact us for pricing.

Part No.:	WLL Single (lbs./kgs):	WLL Double (lbs./kgs):	Webbing Width x Thickness (in/mm):	Length of Eye (in/mm):	Width of Eye (in/mm):	Min. Length (in/mm):
0567 9602	2,204/1,000	4,409/2,000	1.97x0.24/50x6	7.87/200	0.98/25	33.46/850
0567 9752	4,409/2,000	8,818/4,000	2.95x0.31/75x8	11.81/300	0.98/25	51.18/1,300
0567 9782	6,613/3,000	13,227/6,000	3.94x0.31/100x8	13.78/350	1.38/35	59.01/1,500
0567 9852	8,818/4,000	17,636/8,000	4.92x0.31/125x8	16.73/425	1.77/45	62.99/1,600
0567 0002	11,023/5,000	22,046/10,000	5.91x0.39/150x10	19.69/500	1.97/50	74.80/1,900

DoPremium Wire Rope Slings



DoPremium Wire Rope Slings take the benefits of various other Wire Rope Slings and combine them all into one great product. Our DoPremium Wire Rope Slings feature better flexibility in load

handling, cone splices for easier manipulation around loads, and a color coding system for easy differentiation. All these features combine to give these slings a very high level of safety. Please contact us for pricing.

Part No.:	Nominal Diameter (in/mm):	Load Capacity (lbs./kgs):
6261 1301	0.51/13	4,409/2,000
6261 1601	0.63/16	6,613/3,000
6261 2001	0.79/20	11,023/5,000

Please contact customer service for more information like Part No., Dimensions, Thickness, Price.

DoPremium Round Slings



DoPremium Round Slings are an improvement over our standard Round Slings. The covers are made of a thicker, improved webbing that is more abrasion resistant and less prone to wrinkling.

In addition, each Round Sling comes with the WLL woven into the fabric for easy, permanent identification. These Round Slings offer the best performance, safety, and service life of any Round Sling we have to offer. Please contact us for pricing.

Part No.:	WLL Single (lbs./kgs):
0514 0552	2,204/1,000
0514 1552	4,409/2,000
0514 3552	6,613/3,000
0514 4552	8,818/4,000
0514 5552	11,023/5,000
0514 6052	13,227/6,000
0514 7552	17,636/8,000
0514 8052	22,046/10,000
0514 9152	26,455/12,000
0514 9352	33,069/15,000



Heavy Duty Roundslings

DoPremium  **Dyneema®**

When Lifting Slings with extreme high carrying capacities are needed Roundslings made with Dyneema® are the best choice. Through this high performance fibres an own weight reduction of 60% is achieved.

The lower elongation of Dyneema® in comparison to Polyester-fibres leads to an improved dimensional accuracy. This becomes relevant when lifting asymmetrical loads.

Dyneema® Rope Sling

DoPremium  **Dyneema®**

Our 12-times braided Dyneema® Lifting slings are as standard available up to WLL 100t. Higher carrying capacities up to 400 t are possible. These ropes are lightweight and handy. Rigging has never been easier!



Sharp Edge Protection

DoPremium  **Dyneema®**

Dyneema® Protection tubes offer the optimum sharp edge protection for Weblings and Roundslings. This clearly extends the lifetime of textile Lifting Slings and allows their use at load with sharp edges at all.

Dyneema® is a trademark of DSM. Use of this trademark is prohibited unless strictly authorized.

Tie-Down

DoPremium Dyneema®

These ratchet tie downs are made for the roughest purposes. DoPremium with Dyneema®-Tie downs can be used without any additional webbing protector because the Dyneema® webbing is highly resistant against cuts and abrasion.

The longer lifetime saves money!



Heavy Duty Tie Down

DoPremium Dyneema®

The powerhouse for direct lashing with 11,000 lbs. / 4,990 kgs. and only 2 inch webbing width.

This extraordinary high lashing capacity is achieved by high value components in combination with Dyneema® webbing. Substitute your lashing chains and benefit from low weight and easy handling!

Abrasion Protection

DoFlex1 Dyneema®

Innovative: The elastic PES-tube for tie downs reliable protects the webbing against wear and tear.



Abrasion Protection


DoFlex2 Dyneema®

Extra tough: The elastic weaving construction made of Dyneema® fibres makes the DoFlex2-Protection tube to an ideal webbing protector for all kind of purposes.

Dyneema® is a trademark of DSM.
Use of this trademark is prohibited unless strictly authorized.



Cam Buckles



1", WLL 500 lbs./ 227 kgs.

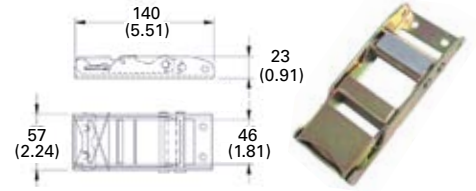
Weight:	0.25 lbs./ 0.11 kgs.
Part No.:	5810 0004



2", WLL 1,000 lbs./ 454 kgs.

Weight:	0.69 lbs./ 0.31 kgs.
Part No.:	5810 0001

Overcenter Buckles

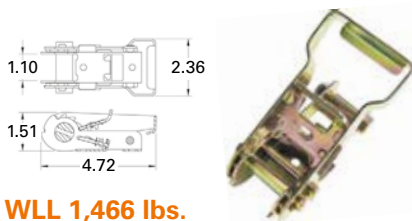


2", WLL 3,000 lbs. /1,361 kgs.

Weight:	0.8 lbs./ 0.36 kgs
Part No.:	5830 0004

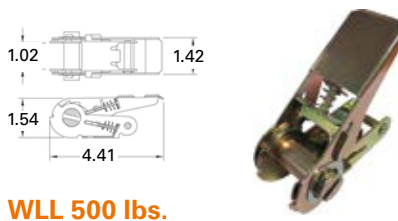
The units shown in the diagrams, page 73-75, are in inches.

Ratchet Buckles, 1"



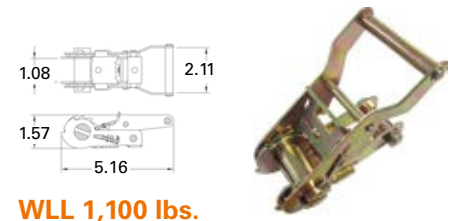
WLL 1,466 lbs.

Weight:	0.76 lbs./ 0.34 kgs.
Part No.:	5820 0001



WLL 500 lbs.

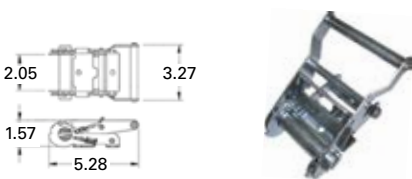
Weight:	0.5 lbs./ 0.22 kgs.
Part No.:	5820 0003



WLL 1,100 lbs.

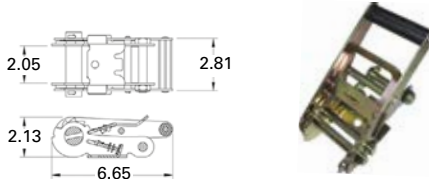
Weight:	1.0 lbs./ 0.45 kgs.
Part No.:	5820 0015

Ratchet Buckles, 2"



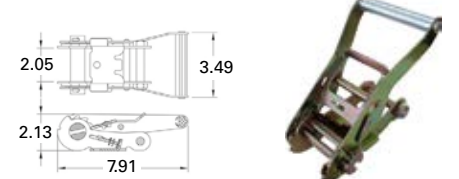
Low Profile, WLL 1,500 lbs.

Weight:	1.3 lbs./ 0.59 kgs.
Part No.:	5820 0005



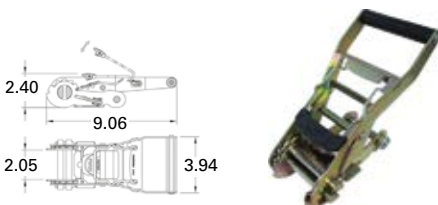
Standard Handle, WLL 3,666 lbs.

Weight:	2.1 lbs./ 0.95 kgs.
Part No.:	5820 0007



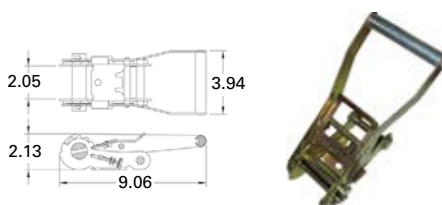
Short Wide Handle, WLL 3,666 lbs.

Weight:	2.2 lbs./ 1.0 kgs.
Part No.:	5820 0008



Web Keeper LWH WLL 3,666 lbs.

Weight:	2.35 lbs./ 1.07 kgs.
Part No.:	5820 0011




Long Wide Handle, WLL 3,666 lbs.

Weight:	2.4 lbs./ 1.1 kgs.
Part No.:	5820 0014




Ratchet Buckles, 3 & 4"



3", WLL 7,333 lbs.

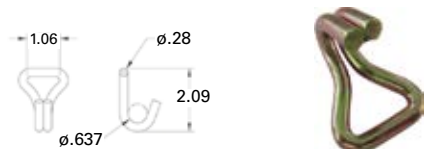
Weight:	7.0 lbs. / 3.18 kgs.
Part No.:	5820 0012



4", WLL 8,000 lbs.

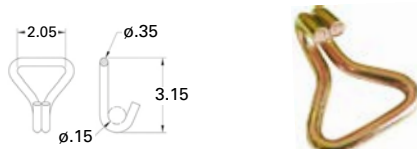
Weight:	8.0 lbs. / 3.63 kgs.
Part No.:	5820 0013

Wire Hooks



Narrow 1", WLL 1,000 lbs.

Weight:	0.10 lbs. / 0.05 kgs.
Part No.:	5841 0002



Narrow 2", WLL 1,666 lbs.

Weight:	0.39 lbs. / 0.18 kgs.
Part No.:	5841 0009



Narrow 2", WLL 3,333 lbs.

Weight:	0.62 lbs. / 0.28 kgs.
Part No.:	5841 0010



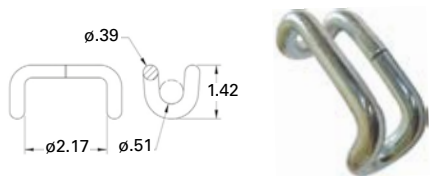
Narrow 3", WLL 7,333 lbs.

Weight:	1.39 lbs. / 0.63 kgs.
Part No.:	5841 0012



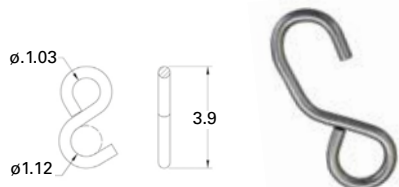
Narrow 2", WLL 3,333 lbs.

Weight:	0.62 lbs. / 0.28 kgs.
Part No.:	5841 0014



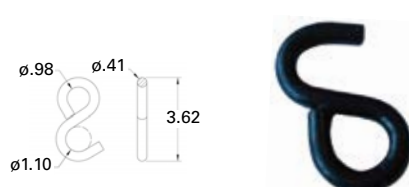
Rave-Hook, Vinyl, 1", WLL 1,167 lbs.

Weight:	0.29 lbs. / 0.13 kgs.
Part No.:	5841 0013



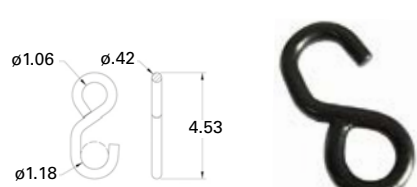
S-Hook, Plated, 1", WLL 400 lbs.

Weight:	0.28 lbs. / 0.13 kgs.
Part No.:	5841 0005



S-Hook, Vinyl, 1", WLL 400 lbs.

Weight:	0.29 lbs. / 0.13 kgs.
Part No.:	5841 0006



S-Hook, Vinyl, 1", WLL 1,100 lbs.

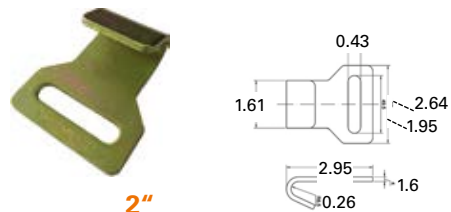
Weight:	0.30 lbs. / 0.14 kgs.
Part No.:	5841 0007

Flat Hooks




2"

Weight:	0.41 lbs./0.19 kgs.
WLL:	1,666 lbs.
PN:	5842 0007



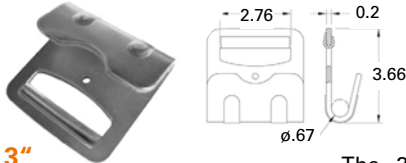
2"

Weight:	0.41 lbs./0.19 kgs.
WLL:	1,666 lbs.
PN:	5842 0011



2"


Weight:	0.71 lbs./0.32 kgs.
WLL:	3,333 lbs.
PN:	5842 0004



3"

Weight:	1.0 lbs./0.45 kgs.
WLL:	5,400 lbs.
PN:	5842 0005

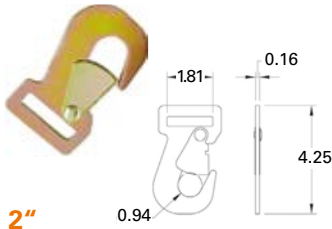
The 3.25" flat hook will fit through a trailer stake pocket where a 4" will not on most new trailers. D.O.T. would like to see a straight pull to the anchor point instead of an angle pull.



Roll-On Container Strap Hook

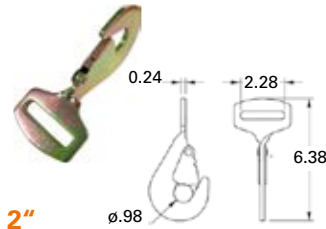
Weight:	2.2 lbs./1 kgs.
WLL:	5,400 lbs.
PN:	5842 0009

Snap Hooks



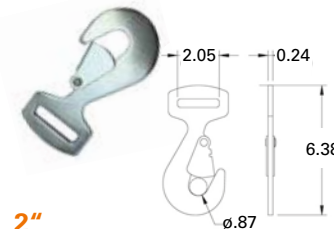
2"

Weight:	0.3 lbs./0.14 kgs.
WLL:	2,100 lbs.
PN:	5843 0001



2"

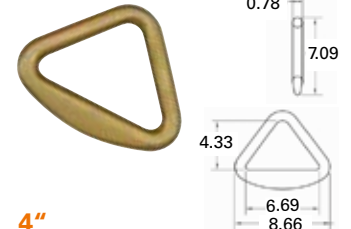
Weight:	0.6 lbs./0.27 kgs.
WLL:	3,333 lbs.
PN:	5843 0002



2"

Weight:	0.6 lbs./0.27 kgs.
WLL:	3,333 lbs.
PN:	5843 0003

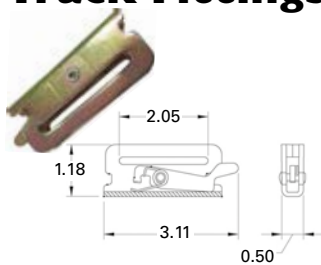
Rings



4"

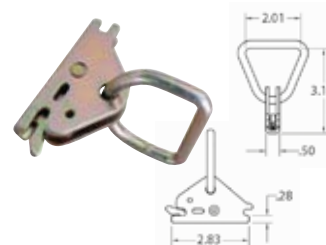
Weight:	1.2 lbs./0.54 kgs.
WLL:	6,666 lbs.
PN:	5844 0004

Track Fittings



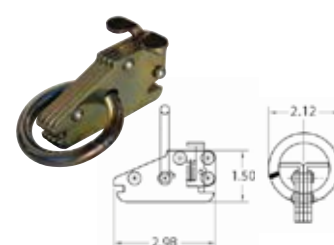
Series E Track Fitting

Weight:	0.3 lbs./0.14 kgs.
WLL:	1,500 lbs.
PN:	5845 0006



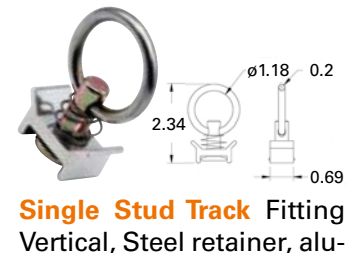
Series E Track Fitting with D Ring

Weight:	0.4 lbs./0.18 kgs.
WLL:	1,000 lbs.
PN:	3330 0007



Series E Track Fitting with Ring

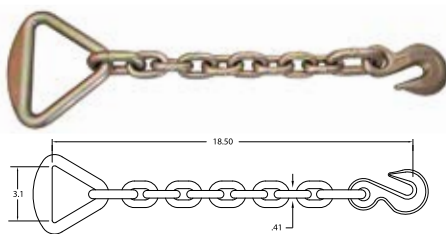
Weight:	0.5 lbs./0.23 kgs.
WLL:	1,000 lbs.
PN:	3330 0008



Single Stud Track Fitting
Vertical, Steel retainer, aluminum body. Load rating varies with angle of pull.

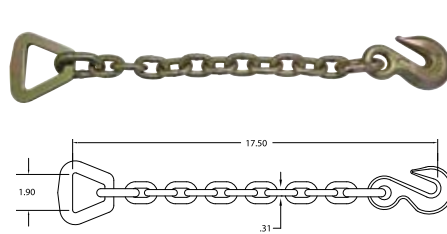
Weight:	0.12 lbs./0.05 kg.
WLL:	4,000 lbs./1,814 kg.
PN:	5847 0001

Chain Attachments



Chain Anchor, with Delta Ring, Unplated

Weight:	3.4 lbs./ 1.54 kgs.
WLL:	5,400 lbs.
PN:	5846 0002



Chain Anchor 5/16"

Weight:	2.7 lbs./ 1.22 kgs.
WLL:	3,333 lbs.
PN:	5846 0003




Grabhook Assembly, Unplated

Weight:	1.6 lbs./ 0.73 kgs.
WLL:	5,400 lbs.
PN:	5846 0001


Webbing

Webbing



Width:		Break. Strength Cap.:		Type:	Color*:	Part No.:	Weight:
in	mm	lbs.	kgs.				
1"	25	4,500	2,045	Nylon, 100 yard roll	Blue	5890 0001	0.09 lbs./0.04 kgs.
2"	50	6,000	2,727	Polyester, Bulk Webbing	Yellow	5890 0002	0.22 lbs./0.1 kgs.
2"	50	6,000	2,727	Polyester, Bulk Webbing	Grey	5890 0003	0.22 lbs./0.1 kgs.
2"	50	6,000	2,727	Polyester, Bulk Webbing	Blue	5890 0004	0.22 lbs./0.1 kgs.
2"	50	12,000	5,454	Polyester, Latex Treated, Bulk Webbing	Yellow	5890 0005	0.43 lbs./0.2 kgs.
3"	75	18,000	8,181	Polyester, Latex Treated, Bulk Webbing	Yellow	5890 0006	0.97 lbs./0.44 kgs.
4"	100	20,000	9,090	Polyester, Latex Treated, Bulk Webbing	Yellow	5890 0007	1.48 lbs./0.67 kgs.

* Different colors on inquiry



Warranty

Doleco USA warrants its products to be free from defect in material or workmanship for a period of twelve (12) months from the date of shipment. During this period, Doleco USA will, at its option either repair or replace any product or part thereof found to be defective in material or workmanship. This warranty is good for all product that has not been subject to modification, abuse, misuse, accident or repair. Defective product must be returned to Doleco USA or its factory location. The Company warrants that it has the right to provide the Goods but otherwise the Goods are provided on an 'as-is' basis without warranty of any kind, express or implied, oral or written including, without limitation, the implied conditions of merchantable quality, fitness for purpose and description, all of which are specifically and unreservedly excluded. In particular, but without limitation, no warranty is given that the Goods are suitable for the purposes intended by the Client. The Company warrants that the Goods will be supplied using reasonable care and skill.

Recommended Operating, in Inspection Guidelines for Synthetic Web Tie Downs



Read and follow all use and safety information provided with this tie down. Failure to do so may result in severe **INJURY** or **DEATH** due to tie down failure and/or loss of load.

The following six points briefly summarize several important safety issues:



1 All users must be trained in tie down selection, use and inspection, cautions to personnel and environmental effects. Users must follow all applicable federal, state, provincial and local regulations and industry standards.

2 Inspect tie down for damage before each use. A tie down shall be removed from service if you detect any of the conditions listed on the back of this label. If you have **ANY** doubts about the condition of a tie down, **do not use or repair it.**

3 Protect tie down from damage. ALWAYS protect tie downs in contact with edges, corners, protrusions or abrasive surfaces with materials of sufficient strength, thickness and construction to prevent damage.

4 Do not exceed the working load limit of the tie down, taking into account the tie down, the load, the vehicle's anchor points, etc. Always consider the effect of tie down angle and tension on the tie down's capacity.

5 Be alert when securing loads. Loads must be securely blocked and stabilized before applying tension to or releasing tie downs.

6 Maintain and store tie downs properly. Tie downs should be protected from mechanical, chemical and environmental damage.

Inspection and Removal from Service

The **entire tie down must be inspected** before each use and it shall be **removed from service** if **ANY** of the following are detected:

- If tie down identification tag is missing or not readable.
- Holes, tears, cuts, snags or embedded materials.
- Broken or worn stitches in the load bearing splices.
- Knots in any part of the webbing
- Acid or alkali burns.
- Melting, charring or weld spatters on any part of the webbing.
- Excessive abrasive wear or crushed webbing.
- Signs of ultraviolet (UV) light degradation.
- Distortion, excessive pitting, corrosion or other damage to buckles or end fitting(s).
- Any conditions which cause doubt as to the strength of the tie down.

To detect possible damage, perform a visual inspection of the entire length of the tie down. Even damage that looks "minor" can significantly degrade tie down performance. If you have **ANY** doubts about the condition of a tie down, **DO NOT USE IT.**

Never attempt to perform temporary field repairs of damaged tie downs (e.g., tie knots in the webbing, etc.).

Use this tie down for securing cargo only. **NEVER** use a tie down for towing purposes. **NEVER** use a tie down for lifting, lowering, or suspending objects.

If you want more information about Tie Down safety, contact WSTDA to obtain copies of the Synthetic Tie Down Safety Bulletin — a companion document to this labeling. (Roundsling & Web Sling Safety Bulletins are also available)

©Web Sling & Tie Down Association, Inc.
www.wstda.com



Types of damage you should look for in tie downs:



Acid/alkali burns




Cut or tears



Snags



Melting or charring



Excessive abrasive wear



Embedded materials



Knots



Broken/worn stitches



Crushed webbing



UV degradation



Loop strap damage



End hardware damage

Where to Find Additional Information

This bulletin does not provide you with all the information you need to know in order to be considered trained and knowledgeable about securing cargo and using tie downs, but it does provide important information about the use of tie downs. If you need more information about tie downs or your responsibilities according to regulations and standards, talk to your employer. You and your employer can consult a number of sources of information to help ensure that you are properly knowledgeable and trained when using tie downs, including (but not limited to):

- WSTDA-T-1—Recommended Standard Specification for Synthetic Web Tie Downs.
- WSTDA-T-2—Recommended Operating and Inspection Manual for Synthetic Web Tie Downs.
- Protection against shifting and falling cargo. 49 CFR 393.100-393.136. U.S. Department of Transportation
- Understanding the Federal Motor Carrier Safety Administration's Cargo Securement Rules. U.S. Department of Transportation. Publication No.: MC-P/PSV-04-001. (<http://fmcsa.dot.gov/documents/cargo/cs-policy.pdf>)
- FMCSA Final Rule on Cargo Securement. U.S. Department of Transportation (<http://www.fmcsa.dot.gov/cargosecurement.pdf>)
- CCMTA National Safety Code Standard 10 Cargo Securement (<http://www.ccmta.ca/english/pdf/Standard%2010.pdf>)
- Interpretation guide for CCMTA NSC 10 (<http://www.ccmta.ca/english/committees/cra/cargo/pdf/interpretationguide.pdf>)
- Manufacturer's catalog, manual, website, bulletins, etc.
- Formal training provided by manufacturers or other outside entities.

Recommended Operating, in Inspection Guidelines for Synthetic Web Slings

WARNING

Read and follow all use and safety information provided with this sling. Failure to do so may result in severe **INJURY** or **DEATH** due to sling failure and/or loss of load.



The following six points briefly summarize some important safety issues:

1 All users must be trained in sling selection, use and inspection, cautions to personnel, environmental effects and rigging practices.

2 Inspect sling for damage regularly. A sling shall be removed from service if you see any of the conditions listed on the back of this label. If you have ANY doubts about the condition of a sling, do not use or repair it.

3 Protect sling from damage. ALWAYS protect slings in contact with edges, corners, protrusions or abrasive surfaces with materials of sufficient strength, thickness and construction to prevent damage.

4 Do not exceed a sling's rated capacity. Always consider the effect of sling angle and tension on the sling's rated capacity.

5 Do not stand on, under or near a load with the sling under tension. All personnel should be alert to dangers of falling or uncontrolled loads, sling tension and the potential for snagging.

6 Maintain and store slings properly. Slings should be protected from mechanical, chemical and environmental damage.

1. SLING USERS MUST BE TRAINED

This warning label **DOES NOT** contain all the information you need about sling safety. All sling users must be:

- Trained in sling selection and inspection, hazards to personnel, environmental effects and rigging practices.
- Knowledgeable about the safe and proper use and application of slings.
- Thoroughly familiar with the manufacturer's recommendations and safety materials provided with each product.
- Aware of their responsibilities as outlined in all applicable standards and regulations.

2. INSPECT SLING FOR DAMAGE

The entire web sling must be inspected before each shift or day in Normal service and before each use in Severe service applications. It shall be removed from service if ANY of the following are detected:

- If sling identification tag is missing or not readable.
- Holes, tears, cuts, snags or embedded materials.
- Broken or worn stitches in the load bearing splices.
- Knots in any part of the sling webbing.
- Acid or alkali burns.
- Melting, charring or weld spatters on any part of the web sling.
- Excessive abrasive wear or crushed webbing.
- Signs of ultraviolet (UV) light degradation.
- Distortion, excessive pitting, corrosion or other damage to fitting(s).
- If provided, exposed red core yarn. However if damage is present and red yarns are not exposed DO NOT USE the sling.
- Any conditions which cause doubt as to the strength of the web sling.

To detect possible damage, perform a visual inspection and also feel along the entire length of the sling. Even damage that looks or feels "minor" can significantly degrade sling performance. If you have ANY doubts about the condition of a sling, **DO NOT USE IT.** Never attempt to repair a damaged sling (e.g. tie knots in the webbing, etc.).

3. PREVENT SLING DAMAGE

Synthetic slings can fail if damaged, abused, misused, overused or improperly maintained. Avoid any action that could cause the types of damage listed in the previous section and take steps to prevent sling damage, including:

- Web slings must **ALWAYS** be protected from being cut or damaged by corners, edges, protrusions or abrasive surfaces with protection sufficient for the intended purpose.
- Do not drop or drag slings on the ground, floor or over abrasive surfaces.
- Do not pull slings from under loads when the load is resting on the sling—place blocks under load if feasible.
- Web slings shall not be twisted, shortened, lengthened, tied into knots or joined by knotting.
- Avoid twisting or kinking sling legs.
- Avoid exposing slings to damaging acids or alkalis.
- Never use or allow exposure to temperatures above 194°F (90°C) or below -40°F (-40°C).
- Center sling in the base or "bow" of a hook to prevent "tip loading."
- Avoid using hooks, shackles or other hardware that have edges or surfaces that could damage sling.
- Do not run/drive over slings with vehicles or other equipment.

4. USE SLING SAFELY

A competent and qualified sling user must consider all risk factors prior to lifting a load. User must:

- Determine the weight of the load and its center-of-gravity (CG).

- Select a sling and hardware having suitable characteristics for the type, size and weight of the load, the type of hitch and the environment.
- Consult the manufacturer's rated capacity tag and/or other materials to determine the reduction in capacity due to sling configuration and angle.
- Avoid accelerating or decelerating the load too quickly (i.e., "shock loading").
- Control the lift and load to prevent slipping, sliding and/or loss of the load.

Use this sling for lifting loads only.

- NEVER use a sling for towing purposes.
- NEVER use a sling to pull on stuck objects.

5. BE ALERT WHEN LIFTING LOADS

When using slings, all personnel must be alert to potential risks:

- Always stand clear of a lifted load and never be under, on or near a suspended load.
- No part of the body should be placed between the sling and load or between the sling and lifting hook.
- Personnel must be alert to the potential for the sling to become snagged during lifting—never use a web sling to pull on objects in a snagged or constrained condition.

6. SLING CARE AND STORAGE

When slings are not in use, they should be stored in a cool, dry and dark location. Slings should also be stored in an area free from environmental or mechanical sources of damage, such as: weld spatter, splinters from grinding/machining, heat sources, UV or chemical exposure, etc. Slings should be kept clean and free of dirt, grime and foreign materials. Mild soap and water can be used to clean slings, but be sure to let the sling dry completely before placing back in storage or use. Do not machine wash slings. Machine washing results in significant loss of sling strength.

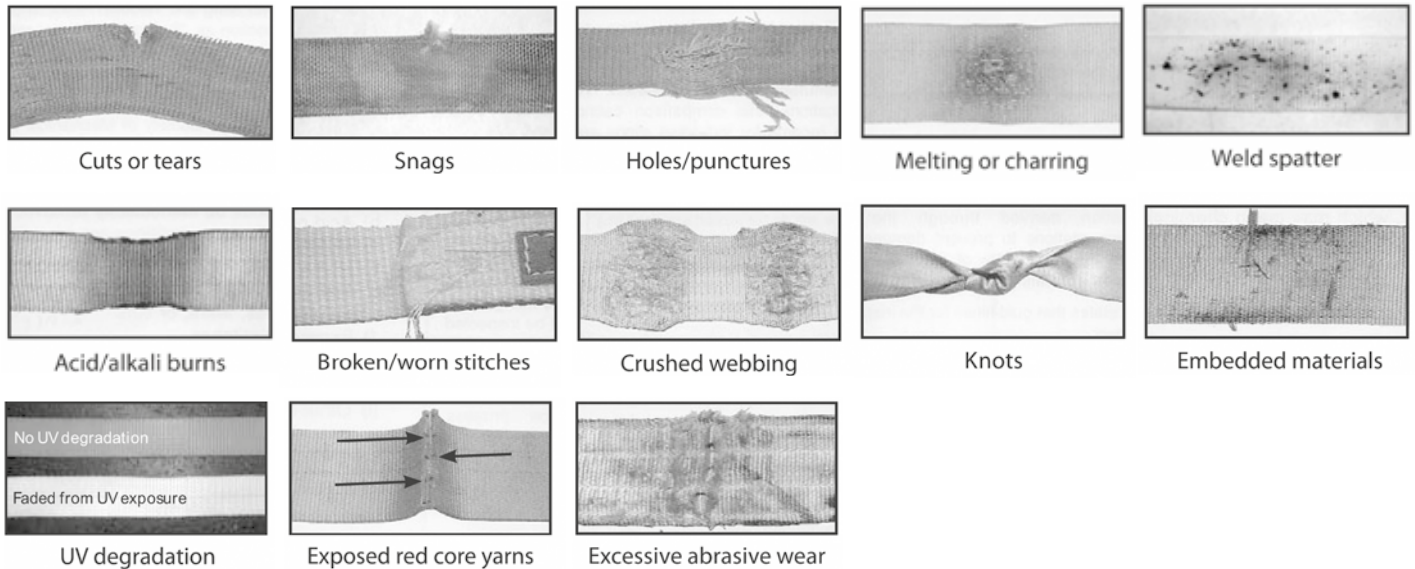
If you want more information about Web Sling safety, contact WSTDA to obtain copies of the Synthetic Web Sling Safety Bulletin—a companion document to this labeling. (Roundslings & Tie Down Safety Bulletins are also available)

©Web Sling & Tie Down Association, Inc.
www.wstda.com



WSWT-1 2010

Types of damage you should look and feel for in web slings:



Where to Find Additional Information

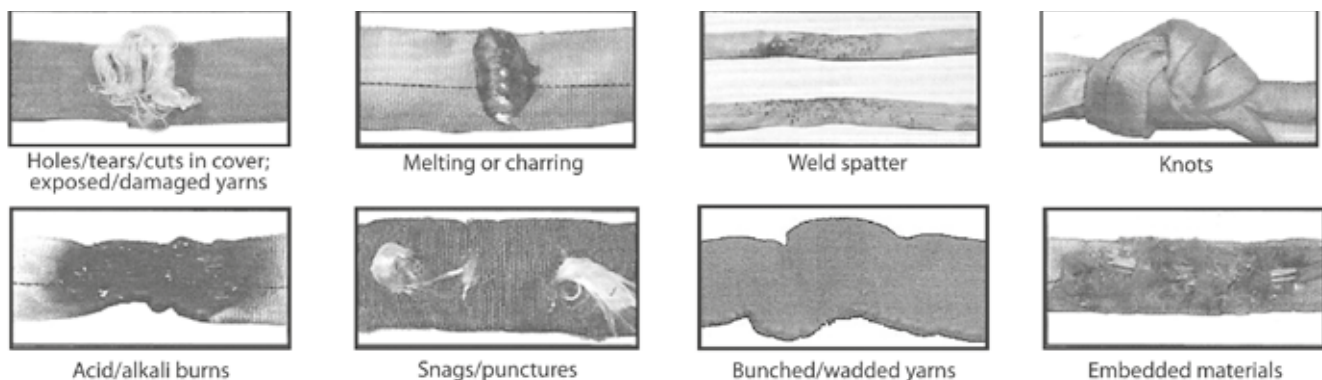
This bulletin does not provide you with all the information you need to know in order to be considered trained and knowledgeable about rigging and lifting loads, but it does provide important information about the use of web slings within a rigging system. If you need more information about web slings and rigging practices or your responsibilities according to regulations and standards, talk to your employer. You and your employer can consult a number of sources of information to help ensure that you are properly trained and knowledgeable when using web slings, including (but not limited to):

- WSTDA-WS-1—Recommended Standard Specification for Synthetic Web Slings.
- ASME B30.9—Synthetic Webbing Slings: Selection, Use and Maintenance.
- OSHA 29 CFR 1910.184—Slings.
- Rigging handbooks.
- OSHA Guidance on Safe Sling Use. (<http://www.osha.gov/dsg/guidance/slings/synth-web.html>)
- Manufacturer's catalog, manual, website, bulletins, etc.
- Formal training provided by manufacturers or other outside entities.

WSTDA-WSSB-1 2010

Recommended Operating, in Inspection Guidelines for Synthetic Round Slings

Types of damage you should look and feel for in round slings:



WARNING

Read and follow all use and safety information provided with this sling. Failure to do so may result in severe **INJURY** or **DEATH** due to sling failure and/or loss of load.



The following six points briefly summarize some important safety issues:

- 1 All users must be trained** in sling selection, use and inspection, cautions to personnel, environmental effects and rigging practices.
- 2 Inspect sling for damage regularly.** A sling shall be removed from service if you see any of the conditions listed on the back of this label. If you have ANY doubts about the condition of a sling, do not use or repair it.
- 3 Protect sling from damage.** ALWAYS protect slings in contact with edges, corners, protrusions or abrasive surfaces with materials of sufficient strength, thickness and construction to prevent damage.
- 4 Do not exceed a sling's rated capacity.** Always consider the effect of sling angle and tension on the sling's capacity.
- 5 Do not stand on, under or near a load** with the sling under tension. All personnel should be alert to dangers of falling or uncontrolled loads, sling tension and the potential for snagging.
- 6 Maintain and store slings properly.** Slings should be protected from mechanical, chemical and environmental damage.

1. SLING USERS MUST BE TRAINED

This warning label **DOES NOT** contain all the information you need about sling safety. All sling users must be:

- Trained in sling selection and inspection, hazards to personnel, environmental effects and rigging practices.
- Knowledgeable about the safe and proper use and application of slings.
- Thoroughly familiar with the manufacturer's recommendations and safety materials provided with each product.
- Aware of their responsibilities as outlined in all applicable standards and regulations.

2. INSPECT SLING FOR DAMAGE

The entire roundsling must be inspected before each shift or day in Normal service and before each use in Severe service applications. It shall be removed from service if ANY of the following are detected:

- If roundsling identification tag is missing or not readable.
- Holes, tears, cuts, embedded materials, excessive abrasive wear or snags that expose the core yarn of the roundsling.
- Broken or damaged core yarn.
- If roundsling has been tied into one or more knots.
- Acid or caustic burns of the roundsling.
- Melting, charring or weld spatter of any part of the roundsling.
- Distortion, excessive pitting, corrosion or other damage to fitting(s).
- Broken or worn stitching in the cover which exposes the core yarn.
- Any conditions which cause doubt as to the strength of the roundsling.

To detect possible damage, perform a visual inspection and also feel along the entire length of the sling.

Even damage that looks or feels "minor" can significantly degrade sling performance. If you have ANY doubts about the condition of a sling, **DO NOT USE IT.** Never attempt to repair a damaged sling (e.g., tie knots in the sling, etc.).

3. PREVENT SLING DAMAGE

Synthetic slings can fail if damaged, abused, misused, overused or improperly maintained. Avoid any action that could cause the types of damage listed in the previous section and take steps to prevent sling damage, including:

- **Roundslings must ALWAYS be protected from being cut or damaged by corners, protrusions or from contact with edges that are not smooth or well rounded with materials sufficient for the intended purpose. See Synthetic Roundsling Safety Bulletin (WSTDA-RSSB-1).** Roundslings should be protected from abrasive surfaces.
- Do not drop or drag slings on the ground, floor or over abrasive surfaces.
- Do not pull slings from under loads when the load is resting on the sling—place blocks under load if feasible.
- Roundslings shall not be twisted, shortened, lengthened, tied into knots or joined by knotting.
- Avoid twisting or kinking sling legs.
- Avoid exposing slings to damaging acids or alkalis.
- Never use or allow exposure to temperatures above 194°F (90°C) or below -40°F (-40°C).
- Center sling in the base or "bowl" of a hook to prevent "tip loading."
- Avoid using hooks, shackles or other hardware that have edges or surfaces that could damage sling
- Do not run/drive over slings with vehicles or other equipment.

4. USE SLING SAFELY

A competent and qualified sling user must consider all risk factors prior to lifting a load. Users must:

- Determine the weight of the load and its center-of-gravity (CG).
- Select a sling and hardware having suitable characteristics for the type, size and weight of the load, the type of hitch and the environment.

- Consult the manufacturer's rated capacity tag and/or other materials to determine the reduction in capacity due to sling configuration and angle.
- Avoid accelerating or decelerating the load too quickly (i.e., "shock loading").
- Control the lift and load to prevent slipping, sliding and/or loss of the load.

Use this sling for lifting loads only.

- NEVER use a sling for towing purposes.
- NEVER use a sling to pull on stuck objects.

5. BE ALERT WHEN LIFTING LOADS

When using slings, all personnel must be alert to potential risks:

- Always stand clear of a lifted load and never be under, on or near a suspended load.
- No part of the body should be placed between the sling and load or between the sling and lifting hook.
- Personnel must be alert to the potential for the sling to become snagged during lifting—never use a roundsling to pull on objects in a snagged or constrained condition.

6. SLING CARE AND STORAGE

When slings are not in use, they should be stored in a cool, dry and dark location. Slings should also be stored in an area free from environmental or mechanical sources of damage, such as: weld spatter, splinters from grinding/machining, heat sources, UV or chemical exposure, etc.

Slings should be kept clean and free of dirt, grime and foreign materials. Mild soap and water can be used to clean slings, but be sure to let the sling dry completely before placing back in storage or use. Do not machine wash slings. Machine washing results in significant loss of sling strength.

If you want more information about Roundsling safety, contact WSTDA to obtain copies of the Synthetic Roundsling Safety Bulletin—a companion document to this labeling. (Web Sling & Tie Down Safety Bulletins are also available)

©Web Sling & Tie Down Association, Inc.
www.wstda.com

RSWT-1 2010



Where to Find Additional Information

This bulletin does not provide you with all the information you need to know in order to be considered trained and knowledgeable about rigging and lifting loads, but it does provide important information about the use of roundslings within a rigging system. If you need more information about roundslings and rigging practices or your responsibilities according to regulations and standards, talk to your employer. You and your employer can consult a number of sources of information to help ensure that you are properly trained and knowledgeable when using roundslings, including (but not limited to):

- WSTDA-RS-1—Recommended Standard Specification for Synthetic Polyester Roundslings
- WSTDA-RS-2—Recommended Operating and Inspection Manual for Synthetic Roundslings
- ASME B30.9—Synthetic Roundslings: Selection, Use, and Maintenance
- OSHA Guidance on Safe Sling Use (<http://www.osha.gov/dsg/guidance/slugs/synth-round.html>)
- OSHA 29 CFR 1910.184—Slings
- Rigging handbooks
- Manufacturer's catalog, manual, website, bulletins, etc.
- Formal training provided by manufacturers or other entities

ADDITIONAL RESOURCES

U.S. Department of Transportation

Federal Highway Administration (FHWA)
Federal Motor Carrier Safety Regulations (FMCSR's,
Title 49 of the Code of
Federal Regulations (CFR): Sections 392.9, Safe Load-
ing; Part 393, Subpart 1
Protection Against Shifting or Falling Cargo). Copies
of 49 CFR Parts 200-399 may be purchased from the
U.S. Government Printing Office, (202) 512-1800. For
questions concerning specific requirements, you can
contact the Federal Highway Administration, Office of
Motor Carrier Research and Standards (HCS-10),
400 Seventh Street, SW
Washington, D.C., 20590
Telephone (202) 366-4009
Fax (202) 366-8842.

Commercial Vehicle Safety Alliance

(CVSA) Cargo Securement Tie Down Guidelines.
Commercial Vehicle Safety Alliance,
6303 Ivy Lane, Suite 310
Greenbelt, MD 20770
Phone (202) 775-1623
Fax (202) 775-1624
Website: www.cvsa.org

Specialized Carriers & Rigging Association

Cargo Securement on Motor Vehicles;
Specialized Carriers & Rigging Assoc.,
2750 Prosperity Avenue, Suite 620,
Fairfax, VA 22031-4312.
Phone (703) 698-0291
Fax (703) 698-0297
Website: www.scranet.org

In Canada Contact:

The Ministry of Transportation
in each Province. www.mto.gov.on.ca

In Mexico Contact:

Director General de Transporte
Terreste Sub-Director de
Inspection del Transporte
(Rep. En el C.V.S.A.)
Calzada de las Bombas Number
411-11-Piso
Col. San Bartolo Coapa
Mexico, D.F.C.P. 04500

WEB SLING & TIE DOWN ASSOCIATION, INC. (WSTDA)

9 Newport Drive, Suite 200
Forest Hill, MD 21050
Phone (443) 640-1070
Fax (443) 640-1031
Email: wstda@stringfellowgroup.net
Website: www.wstda.com

NATIONAL ASSOCIATION OF CHAIN MANUFACTURERS (NACM)

28175 Haggerty Road
Novi, MI 48377
Phone (248) 994-2222
E-mail: NACMoffice@nacm.info

A

About Us.....	2
Anti-Slip Mat	39
Auto Tiedown	49

B

Banner.....	40
Bar Holder	45
Beam Socket Heavy Duty	45
Bottom Mount Winch	7-9

C

Cable Assembly	15
Cable Winch.....	15
Cam Buckle Strap	47, 50-51
Cam Buckle.....	73
Cargo Bar, Aluminum	44
Cargo Bar Holder.....	45
Cargo Bar Hoop Set	45
Cargo Bar, Steel,	
Galvanized Steel Tubing.....	44
Chain Anchor 5/16"	75
Chain Attachments	75
Chain Sling	62
Chain Tensioner, G70-G80	27
Clamping Bar	43
Coil Rack	26
Corner Protector	38

D

Do2Step Lashing Strap.....	23
DoKEP Load Securing Net	24
DoMess 2 Tension Force Indicator	24
DoMess 3 Mobile Tension Force Indicator.....	24
DoMess 3 Chromated with Case...24	
DoMulti Long Lever Ratchet.....	23

DoMulti Ratchet with DoMess Tension Force Indicator.....	23
DoNova®	64-69
DoPremium 2" Winch Strap.....	22
DoPremium 3" Winch Strap	22
DoPremium Corner Protector	39
DoPremium Roll-On / Roll-Off Container Strap.....	22
DoPremium Round Sling.....	70-71
DoPremium Wire Rope Sling....	70-71
DoPremium 2" Ratchet Strap	36
DoPremium 3" Ratchet Strap	36
DoPremium 4" Ratchet Strap	36
DoRapid, Quick Release 2" Side Loading Ratchet	30-31
Dyneema®.....	64-69, 71-72

E

Extension Handle	38
EZ Gear Winch.....	16

F

Flag.....	41
Flat Eye to Eye Slings	56-57
Flat Hook	74-75
Flatbed Accessories	15
Flatbed Solutions	6-41

G

Grabhook Assembly, Unplated.....	75
Guidelines, Additional Information	77-80

H

Hand Chain Hoist.....	63
Hand Lever Hoist	63
Hardware.....	73-75
Heavy Duty D-Ring	26
Heavy Duty Tarp Ties	37
Hoist	63

I

Industry Contact Information	81
Interior Van Solutions	42-49
Interior Van Solutions Accessories	45

J

Jack Bar	43
----------------	----

L

LTrack Slider	10-11, 17
Lashing Chain	66
Lashing Winch	14
Lever Load Binder	27
Lifting Sling	56-57
Load Anchor	30
Load Binder	27-29, 65-67
Load Securing Net.....	24
Logistic Track	42

M

Mini Ratchet Strap.....	55
-------------------------	----

P

Pan Fitting.....	45
Patented Innovation	
.....16, 17, 23, 30, 32, 44, 45, 48, 53, 65	
Pin Puller.....	40
Polyester Round Sling	58-59
PowerLash with Dyneema®	64-67
PowerLift with Dyneema®	68-69
Product Range.....	3

Q

Quick Release Side Loading	
Ratchet Assembly.....	30-31

R

Ratchet Buckle Strap	34-36
Ratchet Buckle.....	73-74
Ratchet Load Binder	27-29
Ratchet Strap Assemblies	34-35
Ratchet Strap Assemblies for Interior Van.....	49
Ratchet Strap, 2" Long-Wide Handle	34
Ratchet Strap, 2" Short-Wide Handle 34	
Rave-Hook	74
Recessed Pan Fitting	45
Recoilless Lever Load Binders.....	27
Recommended Operating and Inspection Guidelines for Synthetic Round Slings	79
Recommended Operating, and Inspection Guidelines for Synthe- tic Web Slings	78
Recommended Operating and Inspection Guidelines for Synthetic Web Tie Downs.....	77
Removable Handle Ratchet.....	24
Retractable Ratcheting Tiedown ..	51
Reversible Channel Assembly	45

Rings	75
Roll-off Container Hook	21-22
Roll-On / Roll-Off Container Strap	21-22
Rope Tie Off	45
Round Shoring Bar.....	43
Round Sling	58-59
RTJ Hook.....	59
Rubber Friction Mat.....	39
Rubber Rope	38

S

Seminars.....	4
S-Hook.....	74
Shoring Bar	43
Shoring Beam, Series E and A Decking.....	44
Sliding Winches	10-12
Slip Hook G70 with Safety Latch ...	26
Snap Hook.....	75
Special Application Winch	12-14
Square Shoring Bar	43
Standard Beam Socket	45
Standard 2" Winch Strap	18
Standard 3" Winch Strap	18
Standard 4" Winch Strap	19
Standard Ratchet with Removable Handle, 2 inch.....	24

T

Tension Force Indicator	64-69
Textile Chain	46-47
Tiedowns, 4-pack, Strap Assembly	51
Track Fitting	75
Trainings	4
Transit Strap with RTJ Hook.....	59
Transport Chain	25
Twisted Eye to Eye Sling	57
Types of Damage.....	77-79


U

Utility Tiedown	50-55
-----------------------	-------

W

Warnings.....	57, 59, 61
Warranty	77
Web Slings, Types of Damage and Additional Information	78
Web Winch.....	6-14
Webbing, 1" - 4", 4,500 - 20,000 lbs., different colors	76
Wheel Pin Puller	40
Winch Bar	17
Winch Strap	18-22
Winch Track	17
Wire Hook.....	74
Wire Rope Sling	60-61

Dolezych
einfach sicher



Bestseller



Sicher heben – Sicher transportieren

See our full line catalog online at
www.doleco-usa.com/literature.



www.doleco-usa.com

Doleco USA, Inc.

Office

290 Pratt St. Meriden, CT 06450

Phone: 203-440-1940

Fax: 203-440-1950

E-mail: sales@doleco-usa.com

Midwest Warehouse

7900 Rockville Rd. Indianapolis, IN 46214